

---

This Supplement forms part of and should be read in conjunction with the general description of the ICAV contained in the current Prospectus dated 15 June 2026 as may be amended and/or supplemented from time to time (the “Prospectus”) together with the most recent annual report and audited financial statements and if published after such report, a copy of the latest half-yearly report and unaudited financial statements. If you are in any doubt about the contents of this Supplement, you should consult your stockbroker, bank manager, solicitor, accountant or other independent financial adviser. Investors should note that this Fund will pursue its investment policy principally through investment in FDIs.

---

## WISDOMTREE STRATEGIC METALS UCITS ETF

*(a sub-fund of WisdomTree Issuer ICAV, an Irish collective asset management vehicle which is constituted as an umbrella fund with segregated liability between its sub-funds and with variable capital. The ICAV was registered under the laws of Ireland with registered number C132923)*

### SUPPLEMENT

#### INVESTMENT MANAGER

Assenagon Asset Management S.A.

---

This Supplement contains information relating to the WisdomTree Strategic Metals UCITS ETF. To the extent there is any inconsistency between this Supplement and the Prospectus, this Supplement shall prevail. Capitalised terms used and not defined herein shall have the meaning attributed to them in the Prospectus. Notwithstanding the provisions of Section 5.4 of the Prospectus, the WisdomTree Strategic Metals UCITS ETF may enter into FDI transactions.

Application has been made to the London Stock Exchange for the Shares of the WisdomTree Strategic Metals UCITS ETF issued and available for issue to be admitted to trading on the Main Market of the London Stock Exchange.

The date of this Supplement No. 34 is 15 June 2026.

---

## INDEX

1.	WISDOMTREE STRATEGIC METALS UCITS ETF.....	4
1.1	INVESTMENT OBJECTIVE.....	4
1.2	INVESTMENT POLICY.....	4
1.3	SHARE CLASSES.....	4
1.4	MANAGEMENT AND ADMINISTRATION.....	5
1.5	RISK MANAGEMENT PROCESS.....	5
1.6	LEVERAGE AND GLOBAL EXPOSURE.....	6
1.7	USE OF SWAPS.....	6
1.8	PORTFOLIO TRANSPARENCY.....	6
1.9	ANTICIPATED TRACKING ERROR.....	7
2.	WISDOMTREE ENERGY TRANSITION METALS COMMODITY UCITS TOTAL RETURN INDEX.....	7
2.1	INDEX DESCRIPTION.....	7
2.2	MEMBERSHIP CRITERIA.....	7
2.3	INDEX COMPONENTS AND ROLL MECHANISM.....	8
2.4	WEIGHTING AND RECONSTITUTIONS.....	8
2.5	INDEX CALCULATION AGENT.....	9
3.	RISK FACTORS.....	9
4.	SHARE DEALING.....	12
4.1	GENERAL.....	12
4.2	DEALING.....	12
5.	AVAILABLE SHARE CLASSES.....	16
6.	FEES.....	17
7.	DISCLAIMERS.....	17
	ANNEX.....	18

## 1. WISDOMTREE STRATEGIC METALS UCITS ETF

**Fund:** WisdomTree Strategic Metals UCITS ETF

**Index:** WisdomTree Energy Transition Metals Commodity UCITS Total Return Index (the “**Index**”)

### 1.1 Investment Objective

The WisdomTree Strategic Metals UCITS ETF (the “**Fund**”) seeks to track the price and yield performance, before fees and expenses of an index that provides exposure to futures contracts on a diversified basket of commodities indices.

### 1.2 Investment Policy

In order to achieve this objective, the Fund will employ a “passive management” (or indexing) investment approach to gain indirect exposure to the individual constituents of the Index, which are associated with energy transition themes, in the same weighting as the Index through the use of swaps which provides the Fund with the performance of the Index (the “**Swap**”). **As a result, the Fund may have an indirect exposure to the individual constituents of the Index of up to 20% of its Net Asset Value, which limit may be raised to 35% for a single constituent in exceptional market conditions, including (but not limited to) circumstances in which such constituent occupies a dominant market position.**

The Fund will enter into Swap(s) with a counterparty which provide exposure to the performance of the Index. Such Swaps will be unfunded total return swaps (see “Use of Swaps” below), which means that, under the terms of the Swap, the Fund will exchange one stream of cash flows, such as a US Treasury Bill return, with the swap counterparty against another stream which provides the return of the Index pursuant to a master agreement in accordance with the requirements of the International Swaps and Derivatives Association.

Therefore, cash received from the subscription of Shares (“**Cash Proceeds**”) is retained by the Fund.

The Fund intends, for cash management purposes, to invest all or substantially all of the Cash Proceeds in a diversified portfolio of US Treasury Bills, short dated government backed securities and floating rate notes (such as debt securities with varying maturities), commercial paper, certificates of deposit, each of which, where relevant, will be of investment grade at the time of acquisition.

The Fund may hold ancillary liquid assets, transferable securities (for example, medium term notes) and money market instruments (such as short dated government backed securities, floating rate notes, commercial paper, certificates of deposit, treasury bills and treasury notes, each of which are debt securities with varying maturities and where relevant, will be of investment grade at the time of acquisition), from time to time, for example, as dividends are collected. In such circumstances the Fund may seek to implement an effective cash management policy. The Fund may also invest up to 10% of its net assets in aggregate in collective investment schemes.

### 1.3 Sustainability Factors

The Fund promotes the environmental characteristic of carbon emissions reduction by seeking to track, before fees and expenses, the return performance of the Index, and qualifies as a financial product subject to Article 8(1) of SFDR. Information on how the Index is consistent with the environmental characteristic is set out in the Annex to this Supplement. Please also refer to the section entitled “Sustainability Disclosures” set out in the Prospectus.

The Fund is an index-tracking sub-fund that enters into Swaps in order to gain exposure to a diversified basket of metals commodities that are associated with energy transition themes.

### 1.4 Share Classes

The classes of Shares currently on offer are as set out in Section 4 under the heading “Available Share classes”. Share classes may be designated in the Base Currency or in currencies other than the Base

Currency (the “**Share Class Currency**”). Furthermore, the Fund may also offer hedged share classes (“**Hedged Share Classes**”) which will hedge the Share classes’ exposure to the underlying portfolio currencies (the “**Portfolio Currency**” or “**Portfolio Currencies**”) to a currency designated at the Hedged Share Class level (the “**Exposure Currency**”). Although the Exposure Currency and Share Class Currency of some Share classes of the Fund are the same, the Exposure Currency of any new Share class established in the future may differ from its Share Class Currency. The Share Class Currency for each Share class and Exposure Currency for each Hedged Share Class are disclosed below under the heading “Available Share Classes”.

### Hedged Share Classes

The Hedged Share Classes will seek to mitigate or hedge the exposure of each of the Portfolio Currencies to the relevant Exposure Currency through the use of forward exchange contracts (a contract between the Fund and a counterparty to buy or sell a specific currency in the future at a certain exchange rate) or unfunded foreign-exchange (“**FX**”) swaps (in this context, a swap would be a contract between the Fund and a swap counterparty, under which the latter provides the required currency exposure(s) to the Fund in exchange for a fee).

The Hedged Share Class’ foreign currency exposures (“**Hedge Positions**”) are typically re-set at the end of each month. The Hedge Positions of the Hedged Share Class are proportionately adjusted for net subscription and redemptions during the month and may be adjusted during the month to account for price movements of the Fund’s Investments, corporate events affecting such Investments, or additions, deletions or any other changes to the Index constituents (and thereby to the Fund’s portfolio of Investments) to ensure compliance with the Prospectus. The Hedge Positions may also be adjusted during the month in order to avoid breaching the counterparty exposure limit.

Intra month, the notional amount of the Hedge Positions may not exactly offset the foreign currency exposure of a Hedged Share Class. Depending on whether the Index has appreciated or depreciated between each monthly Hedge Positions re-set, a Hedged Share Class’ foreign currency exposure may be under-hedged or over-hedged respectively.

Any gains resulting from a Hedged Share Class’ Hedge Positions shall be reinvested when the Hedge Positions are being re-set. In the event that the Hedge Positions provide exposure to the relevant Exposure Currency which is greater than the corresponding exposure to the Portfolio Currency prior to the month-end reset, the Hedged Share Class will have an exposure to the Exposure Currency in excess of the value of the corresponding Portfolio Currency-denominated investments. Conversely, in the event that the Hedge Position provides exposure to the relevant Exposure Currency which is less than the corresponding exposure to the Portfolio Currency prior to the month-end re-set, the Hedged Share class will have an exposure to the relevant Exposure Currency which is less than the value of its corresponding Portfolio Currency-denominated Investments. Any exposure difference will be re-set intra-month or at month end when the Hedge Positions are re-set. All hedging transactions will be clearly attributable to the specific Hedged Share Class and currency exposures of different classes will not be combined or offset.

### **1.5 Management and Administration**

The Manager has appointed Assenagon Asset Management S.A. to act as investment manager of the Fund (the “**Investment Manager**”) pursuant to the terms of an investment management agreement (the “**Agreement**”). The Agreement provides that the appointment of the Investment Manager will continue in force unless and until terminated by either party giving to the other not less than ninety days’ notice in writing although, in certain circumstances such as the insolvency of either party or an unremedied breach after notice, the Agreement may be terminated forthwith by notice in writing by either party to the other. The Agreement contains indemnities in favour of the Investment Manager other than in respect of matters arising by reason of its wilful default, fraud, bad faith, negligence or recklessness in the performance of its duties and obligations.

The Investment Manager is a joint stock company incorporated under the laws of Luxembourg and is authorised and regulated by the Commission de Surveillance du Secteur Financier (the “**CSSF**”) under Chapter 15 of the Law of December 2010 relating to undertakings for collective investments. The Investment Manager also acts as Alternative Investment Fund Manager (AIFM) for Luxembourg and EU Alternative Investment Funds (AIFs) as well as funds domiciled outside of the EU. The Investment Manager

has a registered office at Aerogolf Center, 1B, Heienhaff, 1736 Senningerberg, Luxembourg. The Investment Manager has approximately €57 bn in assets under management as at June 2024.

## **1.6 Risk Management Process**

In accordance with the requirements of the Central Bank, the Investment Manager, employs a risk management process to enable it to accurately calculate, monitor, measure and manage, the various risks associated with the use of FDI by the Fund. The Investment Manager uses the "Commitment Approach" to measure the Fund's incremental exposure and leverage generated through the use of FDI. The Commitment Approach seeks to manage and measure the global exposure and potential loss due to the use of FDI by the Fund. Where FDI are used for hedging purposes the exposure of the FDI is calculated and then netted against the assets being hedged.

## **1.7 Leverage and Global Exposure**

The Fund's global exposure will be calculated using the commitment approach. It is not the Investment Manager's intention to leverage the Fund, however, the Fund may be leveraged from time to time due to the use of FDI as part of the Fund's investment objective and/or currency hedging. The Fund may not be leveraged more than 100% of its Net Asset Value. That is, the total exposure associated with the investments of the Fund, including investments in FDI, may amount to 200% of the Net Asset Value of the Fund.

## **1.8 Use of Swaps**

The Fund will enter into Swaps with any eligible counterparty pursuant to which the Fund will be entitled to receive the performance of the Index. A counterparty will have no discretion over the composition of the Fund's portfolio or of the notional portfolio of assets forming the underlying portfolio of the Swaps (as this is based on the Index methodology). Approval of a counterparty is not required in relation to any transaction with the Fund's investments.

The Swaps will at all times be valued in accordance with the provisions of the Prospectus. The valuation of the Swaps will reflect the relative movements in the performance of the Index. Depending on the value of the Swaps, the Fund may have to make a payment to the counterparty or will receive such a payment, based on the performance of the Index and in accordance with the terms of the agreement governing the Swap between the ICAV and the counterparty. Where the Fund has to make a payment to the counterparty, this payment will be made from the proceeds and, as the case may be, the disposal of some or all of the Fund's investments.

The Investment Manager may reduce counterparty exposure by requiring the counterparty, where necessary, to provide appropriate collateral. Alternatively, the investment manager of the Fund may reduce the Fund's risk exposure to the swap counterparty by causing the swap counterparty to reset the Swaps under the terms of the agreement governing the Swap between the Fund and the counterparty. This has the effect of causing the swap counterparty to pay amounts due to the Fund intra month and is referred to as "resetting" the Swap. This means that the Fund's exposure to the swap provider is reset to zero. The Swap resets every month under the terms of the agreement governing the Swap but this ability to reset intra month, in addition to the monthly reset, is a mechanism to control counterparty risk at the discretion of the Investment Manager.

The maximum proportion of the Net Asset Value of the Fund that can be subject to total return swaps is 105%. At the end of the month, the expected proportion of the Net Asset Value of the Fund that is subject to total return swaps is 100%. Intra-month the proportion of the Net Asset Value of the Fund subject to total return swaps may deviate from 100% due to FX market movements. However, the Investment Manager may reduce the exposure of the Fund to the swap counterparty so that it does not exceed the counterparty exposure limits described in the section entitled "Investment Restrictions" in Appendix III of the Prospectus.

The Investment Manager conducts credit assessments of counterparties to a total return swap. Where a counterparty is subject to a credit rating by an agency registered and supervised by the ESMA that rating shall be taken into account in the credit assessment process and where the counterparty is downgraded by the credit rating agency to A-2 or below (or comparable rating), a new credit assessment of the counterparty is conducted by the Investment Manager without delay. Another criterion used when selecting counterparties includes country of origin. For example, the counterparty may be a body corporate located

in an EEA member state.

## 1.9 Portfolio Transparency

Information about the investments of the Fund is made available on a daily basis. The Fund may disclose on [www.wisdomtree.eu](http://www.wisdomtree.eu) at the start of each Business Day the identities and quantities of the securities and other assets held by it. The portfolio holdings so disclosed will be based on information as of the close of business on the prior Business Day and/or trades that have been completed prior to the opening of business on that Business Day and that are expected to settle on that Business Day.

### 1.10 Anticipated Tracking Error

The Investment Manager aims to keep Tracking Error below or equal to 2% for each Share class. There is, however, no guarantee that this level of Tracking Error will be realised and neither the ICAV, the Manager nor the Investment Manager will be liable for any discrepancies between the Share Class' anticipated level of Tracking Error and the actual level of Tracking Error (as subsequently observed). The annual report of the ICAV will provide an explanation of any divergence between anticipated and realised Tracking Error for the relevant period. The annual and half-yearly reports will state the Share Class' Tracking Error at the end of the period under review.

## 2. WISDOMTREE ENERGY TRANSITION METALS COMMODITY UCITS TOTAL RETURN INDEX

### 2.1 Index Description

The Index is designed to track the performance of a diversified basket of metals commodities that are associated with energy transition themes, which include, but are not limited to, electric vehicles, transmission, charging, energy storage, solar, wind and hydrogen production.

Full details on the composition, component weightings and methodology of the Index are available at [www.wisdomtree.eu](http://www.wisdomtree.eu).

Details of the semi-annual reconstitution and any non-material changes are available on [www.wisdomtree.eu](http://www.wisdomtree.eu).

### 2.2 Membership Criteria

The universe of eligible commodities will be determined based upon the criteria listed below. To be eligible for inclusion in the Index, component commodities (each a "**Relevant Commodity**", together the "**Relevant Commodities**") must meet the following criteria:

- (i) be associated with the energy transition themes, which include, but are not limited to electric vehicles, transmission, charging, energy storage, solar, wind and hydrogen production;
- (ii) be listed on one or more eligible futures exchanges and can be priced by the third-party independent index calculation agent (the **Calculation Agent**); and
- (iii) have an active and liquid trading market, i.e., the Relevant Commodity is required to have minimum liquidity in terms of the average daily trading volume and / or open interests on the commodity futures contracts as further described in section 2.1 of the Index methodology. This will be assessed by conducting market research and intel gathered from financial institutions willing and able to act as the Index's swap provider. This is standard market practice for commodity futures in terms of determining an active and liquid trading market.

Relevant Commodities are selected based on the representativeness of the energy transition themes and liquidity criteria as described above. Relevant Commodities currently include (but are not limited to) aluminium, zinc, nickel, copper, silver, tin, lead, platinum, cobalt and lithium.

The Index utilises an intensity rating (the “**Energy Transition Demand Rating**”). The Energy Transition Demand Rating assesses the quantitative exposure and growth metrics for each Relevant Commodity within the usage in energy transition solutions:

- Exposure: this metric measures the amount of expected consumption of each Relevant Commodity in energy transition solutions versus the total production for that Relevant Commodity.
- Growth: this metric measures the 3-year estimated forward consumption versus the current consumption in different climate change scenarios within the energy transition solutions for each Relevant Commodity. The 3-year period is considered the most appropriate for short to mid-term price development.

Each Relevant Commodity receives an Energy Transition Demand Rating, which is calculated as the 3-year estimated consumption within energy transition divided by the current total consumption. In addition, each Relevant Commodity also receives a market balance rating, which is calculated as the average of the estimated surplus or deficit supply of each metal divided by the annual total consumption over the 2 years (the “**Market Balance Rating**”). For each Relevant Commodity, the intensity rating is calculated as 2/3 of Energy Transition Demand Rating plus 1/3 of Market Balance Rating (the “**Overall Intensity Rating**”).

### 2.3 Index Components and Roll Mechanism

Since it is not practical to physically invest in a range of commodities, commodity investments are made through the use of commodity futures rather than through investment in physical commodities. A commodity future contract is an agreement either to buy or sell a set amount of a physical commodity at a predetermined price for delivery within a predetermined delivery period (which is generally referred to as a “delivery month”).

Unlike equities, which typically entitle the holder to a continuing stake in a corporation, commodity futures contracts normally specify a certain date for delivery of the underlying physical commodity. Standard commodity indices generally use only near month futures contracts, and as these exchange-traded futures contracts that comprise such index approach expiration, they are replaced by similar contracts that have a later expiration. For example, a futures contract purchased and held in February may specify an April expiration. As time passes, the contract expiring in April may be replaced by a contract which expires in June. This process is referred to as “rolling”.

If the market for these contracts is in “backwardation,” which means that the prices are lower in the distant delivery months than in the nearer delivery months, the purchase of the June contract would take place at a price that is lower than the sale price of the April contract. Conversely, if the market for these contracts is in “contango,” which means that the prices are higher in the distant delivery months than in the nearer delivery months, the purchase of the June contract would take place at a price that is higher than the sale price of the April contract. The difference between the prices of the two contracts is sometimes referred to as a “roll yield”. The presence of contango in the commodity markets could result in negative roll yields, while the presence of backwardation could result in a positive roll yield. The process of rolling itself does not actually change the value of the position in the futures contracts, but it is what happens after the roll that impacts the value of the position. Contango leads to less contracts being held (because you sell low and buy high), while backwardation leads to more contracts being held (because you sell high and buy low).

### 2.4 Weighting and Reconstitutions

The Index is weighted by the Overall Intensity Rating, i.e., the target weight of each metal reflects its proportional share based on the Overall Intensity Rating. The maximum weight of each commodity is capped at 20% at the rebalance.

The Index weighting also takes into account each Relevant Commodity’s liquidity profile (i.e., in terms of the average daily trading volume and / or open interests), such that commodities with lower liquidity will be capped to ensure the overall implied liquidity of the Index.

Between Index rebalances, Relevant Commodities with lower liquidity will also be capped at the maximum weight and subject to adjustments as described in the Index methodology.

Index maintenance includes monitoring and implementing the adjustments due to market disruption or other events such as price caps or trading constraints on certain commodities. Those events might require adjustment for the maximum weight for the calculation of Index levels to ensure the underlying Index Components are tradable for users of the Index. The treatment of such events is evaluated by the Index Provider (as defined below) from qualitative and quantitative characteristics of each component commodity.

The Index periodically adjusts Index constituents and weightings (i.e., Index Reconstitution) to reflect changes to the Relevant Commodities within the energy transition themes. The Index is expected to reconstitute / rebalance on a semi-annual basis.

## 2.5 Index Calculation Agent

The Index is calculated, published and maintained by WisdomTree Inc. (**WTI**) on a daily basis.

Full details on the Index are available at the following links:

<https://www.wisdomtree.com/investments/index/wtetmutr>

<https://www.wisdomtree.eu/-/media/eu-media-files/other-documents/index/wt/index-methodology/wenu-commodity-benchmark-methodology.pdf>

In order to minimise any potential for conflicts caused by the fact that WTI and its affiliates act as index provider (the “**Index Provider**”) and promoter of the ICAV, WTI has retained the Calculation Agent who is an unaffiliated third party to calculate the Index. The Calculation Agent, using the applicable rules-based methodology, will calculate, maintain and disseminate the Index on a daily basis. WTI will monitor the results produced by the Calculation Agent to help ensure that the Index is calculated in accordance with the applicable rules-based methodology. In addition, WTI has established policies and procedures designed to prevent non-public information about pending changes to the Index from being used or disseminated in an improper manner.

## 3. RISK FACTORS

Investors should consider the risk factors set out in the Prospectus together with the following risks:

**Authorised Participant Concentration Risk.** Only an Authorised Participant may engage in creation or redemption transactions directly with the Fund. To the extent the Fund has a limited number of institutions that act as Authorised Participants, if these institutions exit the business or are unable to proceed with creation and/or redemption orders with respect to the Fund and no other Authorised Participant is able to step forward to make creation and/or redemption orders, the Shares may trade at a discount to the Fund’s Net Asset Value and possibly face delisting.

**Concentration Risk.** A Fund may invest a relatively large percentage of its assets in issuers located in a single country, a small number of countries, or a particular geographic region. In these cases, the Fund’s performance will be closely tied to the market, currency, economic, political, or regulatory conditions and developments in that country or region or those countries, and could be more volatile than the performance of more geographically-diversified funds. In addition, a Fund may concentrate its Investments in companies in a particular industry, market or economic sector. When a Fund concentrates its Investments in a particular industry, market or economic sector, financial, economic, business, and other developments affecting issuers in that industry, market or sector will have a greater effect on the Fund than if it had not concentrated its assets in that industry, market or sector. Further, investors may buy or sell substantial amounts of a Fund’s shares in response to factors affecting or expected to affect a particular country, industry, market or sector in which the Fund concentrates its Investments, resulting in abnormal inflows or outflows of cash into or out of the Fund. These abnormal inflows or outflows may cause the Fund’s cash position or cash requirements to exceed normal levels, and consequently, adversely affect the management of the Fund and thereby, its performance.

**Counterparty Risk.** The Fund is subject to credit risk with respect to the counterparties with which the ICAV, on behalf of the Fund, enters into FDI and other transactions such as repurchase agreements and securities lending transactions. If a counterparty becomes insolvent or otherwise fails to perform its obligations, a Fund may experience significant delays in obtaining any recovery in an insolvency, bankruptcy, or other re-organisation proceeding and may obtain only a limited recovery or may obtain no recovery. In addition, if the credit rating of a derivatives counterparty or potential derivatives counterparty declines, the Fund may determine not to enter into transactions with that counterparty in the future and/or may terminate any transactions currently outstanding between the Fund and that counterparty. Alternatively, the Fund may determine to enter into new transactions with that counterparty and/or to keep existing transactions in place, in which case the Fund would be subject to any increased credit risk associated with that counterparty. Regulatory changes adopted or proposed to be adopted by regulators in the U.S. and outside the U.S. may increase certain counterparty risks in connection with OTC transactions the Fund enters.

**Credit Risk.** Debt securities could lose some or all of its value if the issuer's financial health deteriorates. In extreme cases, the issuer may delay scheduled payments to investors, or may become unable to make its payments at all. The rating assigned to any particular investment does not necessarily reflect the issuer's current financial condition and does not reflect an assessment of an investment's volatility or liquidity. Investment grade debt securities may still be subject to credit difficulties leading to the loss of some or all of the sums invested. Measures such as average credit quality may not accurately reflect the true credit risk of the Fund. This is especially the case if the Fund consists of instruments with widely varying credit ratings.

**Currency Risk.** Where the Index constituents are denominated in currencies other than the Base Currency or the Share Class Currency, investments of the Fund will be acquired in currencies which are not in the Fund's Base Currency or the Share Class Currency. The Fund will therefore be subject to exchange rate risk and the cost of acquiring investments may be adversely or favourably affected by fluctuations in the exchange rate of the different currencies.

If an investor's currency of reference is different from the Fund's Base Currency or the Share Class Currency, adverse movements in exchange rates between those currencies can result in a decrease in return and a loss of capital for such investor.

Hedging techniques in the form of currency forwards will be used to mitigate the exposure of a Currency Hedged Class to the Portfolio Currencies.

**Custodial Risk.** There are risks involved in dealing with the custodians or brokers who hold or settle a Fund's trades. It is possible that, in the event of the insolvency or bankruptcy of a custodian or broker, the Fund would be delayed or prevented from recovering its assets from the custodian or broker and may have only a general unsecured claim against the custodian or broker for those assets. The Depositary will hold assets in compliance with applicable laws and such specific provisions as agreed in the Depositary Agreement. These requirements are designed to protect the assets against the insolvency in bankruptcy of the Depositary but there is no guarantee they will successfully do so.

**ESG Data Risk.** ESG information received from third-party data providers in may be incomplete, inaccurate or unavailable. As a result, there is a risk that the Index Provider or other data providers (as applicable) may incorrectly assess the ESG rating or the involvement of a company in certain activities, resulting in the incorrect inclusion or exclusion of a security from the Index and therefore the portfolio of the Fund.

**FDI Risk.** The primary risks associated with the use of such FDI are (i) failure to predict accurately the direction of the market movements and (ii) market risks, for example, lack of liquidity or lack of correlation between the change in the value of the underlying asset and that of the value of a Fund's FDI positions. These techniques may not always be possible or effective in enhancing returns or mitigating risk. The Fund's investment in OTC derivatives is subject to the risk of counterparty default. In addition, a Fund may have to transact with counterparties on standard terms which it may not be able to negotiate and may bear the risk of loss because a counterparty does not have the legal capacity to enter into a transaction, or if the transaction becomes unenforceable due to relevant legislation and regulation. The Fund may take a credit risk with regard to parties with whom it trades and may also bear the risk of settlement default.

**Hedging Methodology Risk.** While the hedging methodology used by the Hedged Indices and tracked by the Hedged Share Classes is designed to minimise the impact of currency fluctuations on Hedged Share

Class returns, it does not necessarily eliminate the Hedged Share Class' exposure to the Portfolio Currency. The return of the forward currency contracts may not perfectly offset the actual fluctuations between the Portfolio Currency and the Exposure Currency.

**Interest Rate Risk.** When interest rates rise, a bond's value will generally fall. This risk will generally increase the longer the maturity of the bond. With inflation, there is a risk that the real value of the Fund's assets or income may be worth less in the future. On the other hand, deflation may erode the creditworthiness of an issuer, increasing the likelihood of default. A wide variety of factors can cause interest rates to rise (e.g., monetary policies, inflation rates, general economic conditions, etc.). This is especially true under economic conditions where interest rates are low. Changing interest rates at low levels, including rates that fall below zero, may have unpredictable effects on markets, may result in heightened market volatility and may detract from Fund performance, to the extent the Fund is exposed to such interest rates. Any future interest rate increases could cause the value of the Fund to decrease. Measures such as average duration may not accurately reflect the true interest rate sensitivity of the Fund. Therefore, the Fund with an average duration that suggests a certain level of interest rate risk may in fact be subject to greater interest rate risk than the average would suggest.

**Investment Risk.** There is no assurance that any appreciation in the value of investments will occur, or that the investment objective of the Fund will be achieved. An investment in the Fund exposes an investor to the market risks associated with fluctuations in the Index and the value of the futures contracts comprised in the Index. The value of the Index can increase as well as decrease and the value of an investment will fluctuate accordingly. Investors can lose all of the capital invested in the Fund.

**Issuer-Specific Risk.** Changes in the financial condition of an issuer or counterparty, changes in the specific economic or political conditions that affect a particular type of security or issuer, and changes in the general economic or political conditions can affect a security's or instrument's value. Issuer-specific events can have a negative impact on the value of a Fund.

**Market Risk.** The trading price of equity securities, fixed income securities, commodities and other instruments fluctuates in response to a variety of factors. These factors include events impacting the entire market or specific market segments, such as political, market and economic developments, as well as events that impact specific issuers. The Net Asset Value of a Share class, like security and commodity prices generally, will fluctuate within a wide range in response to these and other factors. Possible continuing market turbulence may have an adverse effect on the Share performance. As a result, an investor could lose the value of its investment over short or even long periods.

**Risks Related to Commodities Generally.** Commodity contracts may be traded on regulated specialised futures exchanges or "over-the-counter". The performance of a commodity, and consequently the corresponding commodity contract, is dependent upon various factors, including supply and demand, liquidity, weather conditions and natural disasters, direct investment costs, location and changes in tax rates as set out in more detail below. Commodity prices are more volatile than other asset categories, making investments in commodities riskier and more complex than other investments. Some of the factors affecting the price of commodities are:

**(a) Supply and demand.** The planning and management of commodities supplies is very time-consuming. This means that the scope for action on the supply side is limited and it is not always possible to adjust production swiftly to take account of demand. Demand can also vary on a regional basis. Transport costs for commodities in regions where they are needed also affect their prices. The fact that some commodities take a cyclical pattern, such as agricultural products which are only produced at certain times of the year, can also result in major price fluctuations.

**(b) Liquidity.** Not all commodities markets are liquid and able to quickly and adequately react to changes in supply and demand. The fact that there are only a few market participants in the commodities markets means that speculative investments can have negative consequences and may distort prices.

**(c) Weather conditions and natural disasters.** Unfavourable weather conditions can influence the supply of certain commodities for the entire year. This kind of supply crisis can lead to severe and unpredictable price fluctuations. Diseases and epidemics can also influence the prices of agricultural commodities.

**(d) Direct investment costs.** Direct investments in commodities involve storage, insurance and tax costs. Moreover, no interest or dividends are paid on commodities. The total returns from investments in commodities are therefore influenced by these factors.

**(e) Location.** Commodities are often produced in emerging market countries the political and economic situation is often less stable, political crises can affect purchaser confidence, and as a consequence affect commodity prices. Armed conflicts can also impact on the supply and demand for certain commodities. It is also possible for industrialised nations to impose embargos on imports and exports of goods and services. This can directly and indirectly impact commodity prices. Furthermore, numerous commodity producers have joined forces to establish organisations or cartels in order to regulate supply and influence prices.

**(f) Changes in tax rates.** Changes in tax rates and customs duties may have a positive or a negative impact on the profit margins of commodities producers. When these costs are passed on to purchasers, these changes will affect prices.

The value of the Fund will be affected by movements in commodity prices generally and by the way in which those prices affect the underlying commodity indices to which the Fund is linked through the Swap Agreements.

**(g) Roll return risk.** The constituent indices comprising the Index replicate an actual investment in commodity futures contracts and therefore are affected by the need to “roll” the futures contracts included in such indices (as described in the section entitled “Roll and Optimised Roll Mechanism”). As the futures contracts approach expiration, they are sold and futures contracts with a later expiration are purchased. If the price of the contracts being sold is lower than that of the contracts being purchased (a situation known as “contango”) and the current or “spot” prices remain unchanged, this could result in negative performance of the relevant constituent index, adversely affecting the value of the Index. While the Index achieves exposure to most underlying commodities through investment in related S&P GSCI ® Dynamic Roll Indices that employ an optimised roll mechanism, there is no guarantee that such mechanism will succeed in minimising the “contango” effect, even as compared to more traditional commodity indices that do not use optimised rolling strategies.

**Shares of the Fund may trade at prices other than Net Asset Value.** As with all exchange-traded funds, the ETF Shares may be bought and sold in the secondary market at market prices. Although it is expected that the market price of the ETF Shares of the Fund will approximate to the Fund's Net Asset Value, there may be times when the market price and the Net Asset Value vary significantly, including due to supply and demand of the ETF's Shares and/or during periods of market volatility. Thus, you may pay more (or less) than Net Asset Value intra-day when you buy ETF Shares in the secondary market, and you may receive more (or less) than Net Asset Value when you sell those ETF Shares in the secondary market. If an investor purchases ETF Shares at a time when the market price is at a premium to the Net Asset Value of the ETF Shares or sells at a time when the market price is at a discount to the Net Asset Value of the ETF Shares, an investor may sustain losses.

**Thematic Investment Risk.** The Index Provider applies the selection methodology to data provided by third parties in order to create an index which reflects the targeted themes. If the securities are not selected properly or if the themes are not well-defined, the performance of the Index may be affected.

## **4. SHARE DEALING**

### **4.1 General**

Orders for Creation Units must be settled in cash. Investors are referred to the procedures for subscribing and redeeming Creation Units in the section entitled “Share Dealing” of the Prospectus.

### **4.2 Dealing**

#### **Issue of Shares**

The Directors have resolved that Shares in the Fund will be issued in dematerialised (or uncertificated) form and that the Fund will apply for admission for clearing and settlement through a Securities Settlement System. Shares will therefore be issued in registered form and only persons appearing on the register of shareholders will be a Shareholder. Ownership of Shares will be

	confirmed by written confirmation of entry on the register of shareholders.
<b>Base Currency</b>	US Dollars
<b>Portfolio Currency</b>	US Dollars
<b>Business Day</b>	A day on which commercial banks are generally open for business in New York and London.
<b>Creation Unit</b>	25,000 Shares, unless determined otherwise by the Manager.
<b>Dealing Day</b>	Each Business Day. A list of the Fund's Dealing Days is available from the Administrator.
<b>Dealing Deadline</b>	On each Dealing Day, the time as set out in the table below.
<b>Publication Time</b>	8.00 a.m. (Irish time) on each Dealing Day.
<b>Valuation Point</b>	11.00 p.m. (Irish time) on each Dealing Day.
<b>Dividend Policy</b>	<p>Dividends may be paid out of the Fund's net income, realised and unrealised gains on the disposal/revaluation of Investments and other assets less realised and unrealised losses of the Fund.</p> <p>Distributable income/dividends may be distributed annually.</p> <p>Share classes with an accumulating policy shall not distribute dividends to Shareholders. Income and other profits will be accumulated and reinvested on behalf of Shareholders.</p>
<b>Subscriptions following the initial offer period</b>	<p>Creation Units may be subscribed for on a Dealing Day at a price based on the Net Asset Value per Share calculated as at the Valuation Point for the relevant Dealing Day multiplied by the number of Shares in a Creation Unit. Applicants for ETF Shares must also remit the amount of cash and charges as set out in the Portfolio Composition File and pay Duties and Charges, if applicable.</p> <p>The Manager, at its discretion, may charge a Subscription Fee of up to 3% of the aggregate Net Asset Value per Share in the Creation Unit subscribed for.</p>
<b>Settlement of Subscriptions following the initial offer period</b>	Settlement of subscriptions for ETF Shares must be received by the Administrator: by 2 p.m. (Irish time) on the second Business Day after the relevant Dealing Day, provided that if such day is not a day on which foreign exchange markets are open for settlement of payments in the relevant Share Class Currency (a "Currency Day"), settlement will be postponed to the immediately following Currency Day;
<b>Redemptions</b>	<p>Creation Units may be redeemed on a Dealing Day at a price based on the Net Asset Value per Share calculated as at the Valuation Point for the relevant Dealing Day multiplied by the number of ETF Shares in a Creation Unit. A redeeming Shareholder will have deducted from redemption proceeds an appropriate amount of Duties and Charges, if applicable.</p> <p>The ETF Shares which are the subject of the redemption must be received by the Fund by 2 p.m. (Irish time) on the second Business Day after the relevant Dealing Day.</p>

The Manager, at its discretion, may charge a Redemption Fee of up to 3% of the aggregate Net Asset Value per Share in the Creation Unit redeemed.

**Settlement of redemptions**

Redemption proceeds will be typically transferred: within two Business Days of the relevant Dealing Day and, in any event, within such other period as the Directors may determine (not exceeding 10 Business Days following the relevant Dealing Deadline), provided that all required documentation has been furnished to the Administrator and the relevant Shareholder has delivered, in the relevant Securities Settlement System, the ETF Shares to be redeemed.

**Valuation methodology**

Investments of the Fund which are listed or traded on one Regulated Market for which quotations are readily available shall be valued at the last traded price on such Regulated Market for such Investment. Where investments are quoted, listed or normally dealt in on more than one Regulated Market, the market which in the opinion of the Administrator, constitutes the main market for the relevant Investment or which provides the fairest criteria for valuing the relevant Investment shall be used. A particular or specific asset may be valued using an alternative method of valuation if the Directors deem it necessary and the alternative method has been approved by the Depositary.

**Compulsory redemption threshold**

USD15 million.

**Dealing**

Shareholders may submit an application form for subscriptions or redemptions ("Order Form") in respect of a Dealing Day to the Administrator on a Business Day either by fax, or electronically through the Administrator's on-line order platform.

An Order Form in respect of a subscription must be accompanied with such supporting documentation as may be requested by the Manager (for example, documentation required for the money laundering prevention verification conducted by the Administrator) must be received promptly by the Administrator thereafter. Failure to promptly provide all requested supporting documentation may, at the discretion of the Manager, result in the compulsory redemption of the Shares subscribed for. Until all the documentation and relevant verifications have been completed a Shareholder will not receive the proceeds of any redemption of Shares or dividend payments (if any).

Order Forms (whether by fax or electronically), together with such supporting documentation as may be requested by the Manager, must be received by the Administrator by the relevant Dealing Deadline (provided always that the Directors may, in exceptional circumstances, decide to accept an Order Form after the Dealing Deadline subject, in all cases to such application form being received before the relevant Valuation Point).

All dealing applications are at the Shareholder's own risk and Shareholders must ensure that Order Forms have actually been received by the Administrator. Shareholders must ensure that the instructions given in the context of any application for dealing in the Fund are clear and legible (where appropriate). Once an Order Form has been received by the Administrator it shall, save as determined by the Manager at its discretion, be irrevocable.

A Shareholder's registration details and payment instructions will

only be amended upon receipt by the Administrator of an original or electronic instruction. Redemption requests will be processed only where the payment is to be made to the Shareholder's account of record.

Shareholders should note that, by submitting an Order Form in respect of a redemption, it is deemed to represent to the ICAV and the Manager that the Shares to be redeemed have not been loaned or pledged to another party nor are they the subject of a repurchase agreement, securities lending agreement or such other arrangement which would preclude the delivery of Shares to the ICAV. The Manager reserves the right to verify these representations at its discretion. If the Shareholder, upon receipt of a verification request, does not provide sufficient verification of its representations as determined by the Manager, the Order Form will not be considered to have been received in proper form and may be rejected by the ICAV.

### **Intra-day trading**

ETF Shares may be bought and sold in the secondary market at market prices. Trading on the secondary market is a separate feature from any trading directly with the Fund in any class (all of which would trade at Net Asset Value per Share at the end of day). Any investors seeking intra-day liquidity or trading should invest via the secondary market rather than directly with the Fund.

## 5. Available Share classes

Share Class Name	Index	ISIN	Share Class Currency	Exposure Currency	TER	Dividend Policy	Dealing Deadline for Cash Subscriptions /Redemptions , Irish time	
WisdomTree Strategic Metals UCITS ETF - USD	WisdomTree Energy Transition Metals Commodity UCITS Total Return Index	IE000U5KKP82	USD	N/A	Up to 0.55%	Distributing	1pm	
WisdomTree Strategic Metals UCITS ETF – USD Acc	WisdomTree Energy Transition Metals Commodity UCITS Total Return Index	IE0007UE04X9	USD	N/A	Up to 0.55%	Accumulating	1pm	
WisdomTree Strategic Metals UCITS ETF – GBP Hedged	WisdomTree Energy Transition Metals Commodity UCITS Total Return Index	IE0000T4S954	Sterling	Sterling	Up to 0.55%	Distributing	1pm	
WisdomTree Strategic Metals UCITS ETF – GBP Hedged Acc	WisdomTree Energy Transition Metals Commodity UCITS Total Return Index	IE0003XI1PW0	Sterling	Sterling	Up to 0.55%	Accumulating	1pm	
WisdomTree Strategic Metals UCITS ETF – EUR Hedged	WisdomTree Energy Transition Metals Commodity UCITS Total Return Index	IE000370XVI8	Euro	Euro	Up to 0.55%	Distributing	1pm	
WisdomTree Strategic Metals UCITS ETF – EUR Hedged Acc	WisdomTree Energy Transition Metals Commodity UCITS Total Return Index	IE000611IJM3	Euro	Euro	Up to 0.55%	Accumulating	1pm	
WisdomTree Strategic Metals UCITS ETF – CHF Hedged	WisdomTree Energy Transition Metals Commodity UCITS Total Return Index	IE000XCPN8F5	Swiss Franc	Swiss Franc	Up to 0.55%	Distributing	1pm	
WisdomTree Strategic Metals UCITS ETF – CHF Hedged Acc	WisdomTree Energy Transition Metals Commodity UCITS Total Return Index	IE000FPJ73Y5	Swiss Franc	Swiss Franc	Up to 0.55%	Accumulating	1pm	



## **6. FEES**

The Fund shall pay the following fees and expenses out of its assets:

- A. a TER (as set out in the table above);
- B. brokerage or other expenses of acquiring and disposing of investments, as set out in further detail in the Prospectus; and
- C. extraordinary expenses (i.e. those unforeseen expenses falling outside of the general expenses payable by the Manager out of its fees, such as expenses related to any litigation, exercise of voting rights and corporate actions).

Investors are referred to the section of the Prospectus entitled “Operational costs and expenses”.

Fees and expenses relating to establishment of the Fund will be borne by the Manager.

## **7. DISCLAIMERS**

### **Index**

Neither the ICAV, the Manager, the Investment Manager, the index provider nor their affiliates guarantee the accuracy or the completeness of the Indices or any data, including ESG data received from third-parties included therein and shall have no liability for any errors, omissions or interruptions therein. Such parties make no warranty, express or implied, to the owners of Shares of the Fund or to any other person or entity, as to results to be obtained by the Fund from the use of the Index or any data included therein. Without limiting any of the foregoing, in no event shall such parties have any liability for any special, punitive, direct, indirect or consequential damages (including lost profits), even if notified of the possibility of such damages.

### **Index Provider website**

The ICAV is required to provide details of the Index Provider’s website to enable Shareholders to obtain further details of the Index (including its constituents). Neither the ICAV, the Manager nor the Investment Manager has any responsibility for the contents of such website and are not involved in any way in sponsoring, endorsing or otherwise involved in the establishment, maintenance or contents of the website.

ANNEX

Product name: WisdomTree Strategic Metals UCITS ETF  
 Legal entity identifier: 213800TEBK75XQSUTK66

Environmental and/or social characteristics

**Does this financial product have a sustainable investment objective?**

**Yes**
                         
    **No**

<input type="checkbox"/> It will make a minimum of <b>sustainable investments with an environmental objective</b> : ____%  <input type="checkbox"/> in economic activities that qualify as environmentally sustainable under the EU Taxonomy  <input type="checkbox"/> in economic activities that do not qualify as environmentally sustainable under the EU Taxonomy	<input type="checkbox"/> It promotes <b>Environmental/Social (E/S) characteristics</b> and while it does not have as its objective a sustainable investment, it will have a minimum proportion of ____% of sustainable investments  <input type="checkbox"/> with an environmental objective in economic activities that qualify as environmentally sustainable under the EU Taxonomy  <input type="checkbox"/> with an environmental objective in economic activities that do not qualify as environmentally sustainable under the EU Taxonomy  <input type="checkbox"/> with a social objective
<input type="checkbox"/> It will make a minimum of <b>sustainable investments with a social objective</b> : ____%	<input checked="" type="checkbox"/> It promotes E/S characteristics, but <b>will not make any sustainable investments</b>

**Sustainable investment** means an investment in an economic activity that contributes to an environmental or social objective, provided that the investment does not significantly harm any environmental or social objective and that the investee companies follow

The **EU Taxonomy** is a classification system laid down in Regulation (EU) 2020/852, establishing a list of **environmentally sustainable economic activities**. That Regulation does not lay down a list of socially sustainable economic activities. Sustainable investments with an environmental objective might be aligned with the Taxonomy or not.



**What environmental and/or social characteristics are promoted by this financial product?**

WisdomTree Strategic Metals UCITS ETF (the “Fund”) promotes the environmental characteristic of reduction in carbon emissions generated, by investing in commodities (each a “**Relevant Commodity**”) that are associated with energy transition themes including, but are not limited to, electric vehicles, transmission, charging, energy storage, solar, wind and hydrogen production. Reduction in carbon emissions is necessary to combat the impact of climate change.

Development of products and services such as those listed immediately above supports the goals of addressing climate change and providing access to affordable, reliable sustainable and modern energy for all.

By providing indirect exposure to an index of commodity futures associated with the energy transition themes, as described in the Index methodology, the Fund will channel liquidity into the relevant commodity market(s) and promote the accessibility of commodities associated with energy transition themes to investors.

WisdomTree Energy Transition Metals Commodity UCITS Total Return Index (the “**Index**”) has been designated as a reference benchmark to determine whether the Fund is aligned with the environmental characteristic that it promotes.

**Sustainability indicators** measure how the environmental or social characteristics promoted by the financial product are attained.

***What sustainability indicators are used to measure the attainment of each of the environmental or social characteristics promoted by this financial product?***

The Fund uses an energy transition demand rating (“**ETDR**”) to measure the attainment of the environmental characteristic it promotes. The total ETDR of the Index (and by extension, the Fund) is calculated as the weighted average of the individual ETDR of each Relevant Commodity.

Each Relevant Commodity receives an ETDR which models its demand growth potential based on its anticipated contribution to the energy transition themes outlined above. The higher the ETDR of a Relevant Commodity, the greater the anticipated contribution it will make to the goal of energy transition and, by extension, reduction of carbon emissions. The Index is weighted in favour of commodities with the highest ETDRs, in line with the methodology outlined immediately below.

The ETDR of a Relevant Commodity is calculated as its 3-year estimated consumption through its use in energy transition-related activities divided by current total consumption (i.e. through its use in all, including non-energy transition-related, activities) of the Relevant Commodity. In addition, each Relevant Commodity receives a market balance rating, which is calculated as the average of the estimated surplus or deficit supply of each Relevant Commodity divided by its annual total consumption over the previous 2 years (the “**Market Balance Rating**”). The Market Balance Rating takes into account the total consumption of the Relevant Commodity, not only the energy-transition related consumption. For each Relevant Commodity, the intensity rating is calculated as 2/3 of ETDR plus 1/3 of Market Balance Rating (the “**Overall Intensity Rating**”). The Index is weighted by the Overall Intensity Rating (i.e., the target weight of each metal reflects its proportional share based on the Overall Intensity Rating) subject to diversification and liquidity caps as further defined in the Index methodology.

Further information regarding the exposure and growth metrics used in the index construction can be found in the methodology for the Index linked below.

***What are the objectives of the sustainable investments that the financial product partially intends to make and how does the sustainable investment contribute to such objectives?***  
N/A.

***How do the sustainable investments that the financial product partially intends to make, not cause significant harm to any environmental or social sustainable investment objective?*** N/A.

— — — *How have the indicators for adverse impacts on sustainability factors been taken into account?* N/A.

*How are the sustainable investments aligned with the OECD Guidelines for Multinational Enterprises and the UN Guiding Principles on Business and Human Rights?* Details: N/A.

**The investment strategy** guides investment decisions based on factors such as investment objectives and risk tolerance.

reflecting the share of revenue from green activities of investee companies

- **capital expenditure** (CapEx) showing the green investments made by investee companies, e.g. for a transition to a green economy.
- **operational expenditure**

*The EU Taxonomy sets out a “do not significant harm” principle by which Taxonomy-aligned investments should not significantly harm EU Taxonomy objectives and is accompanied by specific EU criteria.*

The “do no significant harm” principle applies only to those investments underlying the financial product that take into account the EU criteria for environmentally sustainable economic activities. The investments underlying the remaining portion of this financial product do not take into account the EU criteria for environmentally sustainable economic activities.

*Any other sustainable investments must also not significantly harm any environmental or social objectives.*



**Does this financial product consider principal adverse impacts on sustainability factors?**

Yes.

No. Principal Adverse Impacts are not applicable to the Fund. The Fund will invest through a swap on the Index into a range of commodities associated with the energy transition themes. Metrics to calculate and monitor Principal Adverse Impacts are not available for commodity futures contracts which are the underlying components of the Index.

**What investment strategy does this financial product follow?** The Fund follows a passive (or indexing) investment strategy and will invest in Relevant Commodities that are associated with energy transition themes.

The Index is designed to track the performance of a diversified basket of Relevant Commodities that are associated with energy transition themes such as electric vehicles, transmission, charging, energy storage, solar, wind and hydrogen production as outlined in the Index methodology.

**What are the binding elements of the investment strategy used to select the investments to attain each of the environmental or social characteristics promoted by this financial product?**

The Fund will track the Index and thereby gain exposure to the Index’s constituents associated with energy transition themes. The Fund will gain indirect exposure to the individual constituents, namely commodity futures, of the Index that are associated with energy transition themes in the same weighting as the Index through the use of swaps which provides the Fund with the performance of the Index.

The Fund uses the ETDR to measure its alignment with energy transition themes. By construction, the Index will be tilted towards commodities with a relatively higher alignment to energy transition themes compared to an equally weighted basket consisting of the same commodities. As a result, the aggregate ETDR of the Fund will be higher than the ETDR of an equally weighted commodity basket (subject to the same liquidity constraints as applied to the Index).

The Fund may invest in a range of commodities including, but not limited to, aluminium, zinc, nickel, copper, silver, tin, lead, platinum, cobalt and lithium. Since it is not practical to physically invest in a range of commodities, commodity investments are made by the Index through the use of commodity futures rather than through investment in physical commodities. A commodity future contract is an agreement either to buy or sell a set amount of a physical commodity at a

**Principal adverse impacts** are the most significant negative impacts of investment decisions on sustainability factors relating to environmental, social and employee matters, respect for human rights, anti-corruption and anti-bribery matters.

predetermined price for delivery within a predetermined delivery period (which is generally referred to as a “delivery month”).

● **What is the committed minimum rate to reduce the scope of the investments considered prior to the application of that investment strategy?**

There is no committed minimum rate. By construction, the Index selects metals which are positively associated with energy transition themes.

● **What is the policy to assess good governance practices of the investee companies?**

The Fund has no direct exposure to investee companies and therefore, an assessment of good governance practices of investee companies is not applicable to the investments of the Fund. The net economic exposure of the Fund is to the constituent securities in the Index, which consists of commodity futures and has direct physical holdings in a portfolio of US Treasury Bills, short dated government backed securities and floating rate notes.

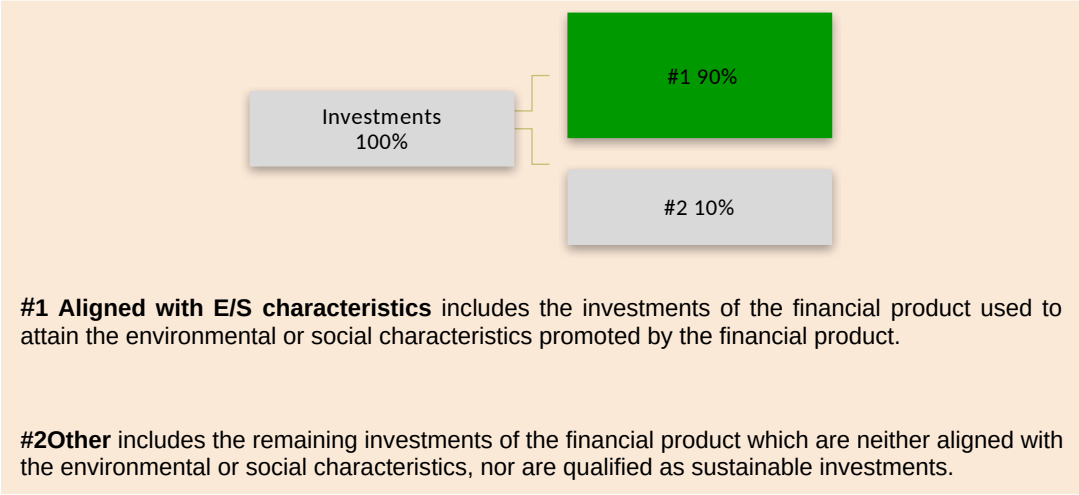


**What is the asset allocation planned for this financial product?**

The Fund’s investments will be used to attain the environmental characteristic promoted by the Fund of reduction in carbon emissions generated by gaining indirect exposure to the Index which tracks the performance of a diversified basket of commodities that are associated with energy transition themes. The Fund will achieve this objective through the use of swaps which provides the Fund with the performance of the Index.

The Fund intends, for cash management purposes, to invest all or substantially all of the cash proceeds in a diversified portfolio of US Treasury Bills, short dated government backed securities, floating rate notes (such as debt securities with varying maturities), commercial paper and certificates of deposit. The Fund may hold ancillary liquid assets from time to time.

As a result, at least 90% of the Fund’s assets are aligned with the environmental characteristic promoted by the Fund (#1 Aligned with E/S characteristics). Up to 10% of the investments of the Fund are not aligned with this characteristic (#2 Other).



**Good governance** practices include sound management structures, employee relations, remuneration of staff ad tax compliance.

● **How does the use of derivatives attain the environmental or social characteristics promoted by the financial product?**

The Fund gains exposure to the Index through unfunded swaps. As such, the Fund promotes the same environmental characteristic as that of the Index which is to gain indirect exposure to commodities that are associated with energy transition themes which include, but are not limited to electric vehicles, transmission, charging, energy storage, solar, wind and hydrogen production.

**Asset allocation** describes the share of investments in specific assets.



**To what minimum extent are sustainable investments with an environmental objective aligned with the EU Taxonomy?** 0%.

**Does the financial product invest in fossil gas and/or nuclear energy related activities that comply with the EU Taxonomy<sup>1</sup>?**

Yes

In fossil gas

In nuclear energy

No

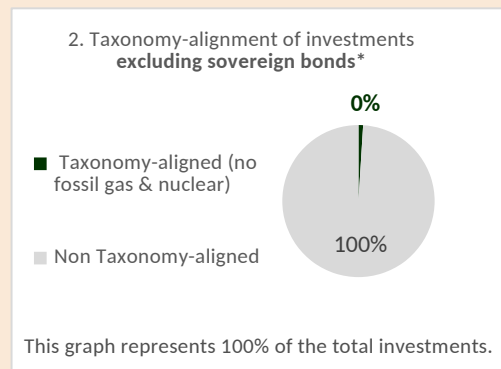
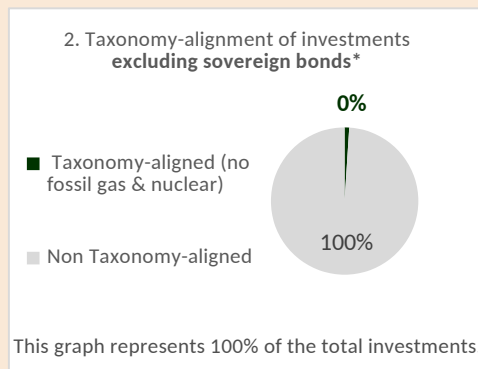
X



are

sustainable investments with an environmental objective that **do not take into account the criteria** for environmentally sustainable economic activities under the EU Taxonomy.

*The two graphs below show in green the minimum percentage of investments that are aligned with the EU Taxonomy. As there is no appropriate methodology to determine the Taxonomy-alignment of sovereign bonds\*, the first graph shows the Taxonomy alignment in relation to all the investments of the financial product including sovereign bonds, while the second graph shows the Taxonomy alignment only in relation to the investments of the financial product other than sovereign bonds.*



\* For the purpose of these graphs, 'sovereign bonds' consist of all sovereign exposures.

**What is the minimum share of investments in transitional and enabling activities?** 0%



**What is the minimum share of sustainable investments with an environmental objective that are not aligned with the EU Taxonomy?** N/A.

**What is the minimum share of socially sustainable investments?** 0%

**What investments are included under “#2 Other”, what is their purpose and are there any minimum environmental or social safeguards?** To be eligible for inclusion in the Index, constituents must be associated with energy transition themes. This ensures that all constituents in which the Fund invests are aligned with the environmental characteristic promoted by the Fund. In accordance with the UCITS Regulations, the Fund may invest up to 10% in ancillary liquid assets. If the Fund from time to time holds ancillary liquid assets, e.g. cash from dividends received, those ancillary liquid assets do not affect the environmental characteristic promoted by

<sup>1</sup> Fossil gas and/or nuclear related activities will only comply with the EU Taxonomy where they contribute to limiting climate change ("climate change mitigation") and do not significantly harm any EU Taxonomy objective - see explanatory note in the left hand margin. The full criteria for fossil gas and nuclear energy economic activities that comply with the EU Taxonomy are laid down in Commission Delegated Regulation (EU) 2022/1214.

the Fund on a continuous basis. The Fund may from time to time hold ancillary liquid assets which may not be aligned with the environmental characteristic it promotes. There may be no minimum environmental safeguards in relation to any ancillary liquid assets. The Fund may also hold commodities which no longer meet the environmental criteria described above but will not be removed from the Index until the next Index rebalance. Investments may also fall under #2 Other if insufficient ESG-related data is available. This applies in particular to assets for which ESG factors are insufficiently defined at present or which are not yet covered by the Fund's ESG data provider.



**Is a specific index designated as a reference benchmark to determine whether this financial product is aligned with the environmental and/or social characteristics that it promotes? Yes**

- **How is the reference benchmark continuously aligned with each of the environmental or social characteristics promoted by the financial product?**  
The Index is designed to track the performance of a diversified basket of commodities that are associated with energy transition themes such as electric vehicles, transmission, charging, energy storage, solar, wind and hydrogen production as outlined in the Index methodology.
- **How is the alignment of the investment strategy with the methodology of the index ensured on a continuous basis?** The investment strategy is to passively track the Index.
- **How does the designated index differ from a relevant broad market index?**  
The Index was developed to identify commodities associated with energy transition themes by WisdomTree, Inc. A scoring process helps identify exposure and growth metrics for each Relevant Commodity within the usage in energy transition solutions and select and weigh the commodities accordingly. This differs from typical broad market commodity indices which tend to select and weigh the underlying components based on backward-looking measures such as past production and liquidity.
- **Where can the methodology used for the calculation of the designated index be found?** <https://www.wisdomtree.eu/-/media/eu-media-files/other-documents/index/wt/index-methodology/wenu-commodity-benchmark-methodology.pdf>

**Reference benchmarks** are indexes to measure whether the financial product attains the environmental or social characteristics that they promote.



**Where can I find more product specific information online?**

More product-specific information can be found on: <https://www.wisdomtree.eu/en-ie/products?esg=SFDR%20Article%208>

