



---

**This Supplement forms part of and should be read in conjunction with the general description of the ICAV contained in the current Prospectus dated 15 June 2026 together with the most recent annual report and audited financial statements and if published after such report, a copy of the latest half-yearly report and unaudited financial statements. If you are in any doubt about the contents of this Supplement, you should consult your stockbroker, bank manager, solicitor, accountant or other independent financial adviser.**

---

### **WISDOMTREE EUROPE EQUITY UCITS ETF**

*(a sub-fund of WisdomTree Issuer ICAV, an Irish collective asset management vehicle which is constituted as an umbrella fund with segregated liability between its sub-funds and with variable capital. The ICAV was registered under the laws of Ireland with registered number C132923)*

### **SUPPLEMENT**

---

**This Supplement contains information relating to the WisdomTree Europe Equity UCITS ETF. To the extent there is any inconsistency between this Supplement and the Prospectus, this Supplement shall prevail. Capitalised terms used and not defined herein shall have the meaning attributed to them in the Prospectus. Notwithstanding the provisions of Section 5.4 of the Prospectus, the WisdomTree Europe Equity UCITS ETF may enter into FDI transactions.**

**Shares of certain Share classes of the WisdomTree Europe Equity UCITS ETF have been admitted to trading on the Main Market of the London Stock Exchange. Application has been made to the London Stock Exchange for the Shares of all other Share classes of the WisdomTree Europe Equity UCITS ETF issued and available for issue to be admitted to trading on the Main Market of the London Stock Exchange.**

**The date of this Supplement No. 8 is 15 June 2026.**

---

## INDEX

<b>1.</b>	<b>WISDOMTREE EUROPE EQUITY UCITS ETF.....</b>	<b>3</b>
1.1	INVESTMENT OBJECTIVE.....	3
1.2	INVESTMENT POLICY.....	3
1.3	SUSTAINABILITY FACTORS.....	4
1.4	SHARE CLASSES.....	4
1.5	LEVERAGE AND GLOBAL EXPOSURE.....	6
<b>2.</b>	<b>WISDOMTREE EUROPE EQUITY UCITS INDEX.....</b>	<b>6</b>
2.1	INDEX DESCRIPTION.....	6
2.2	HEDGED INDEX METHODOLOGIES.....	7
2.3	INDEX CALCULATION AGENT.....	7
2.4	RISK MANAGEMENT PROCESS.....	7
2.5	PORTFOLIO TRANSPARENCY.....	8
2.6	ANTICIPATED TRACKING ERROR.....	8
<b>3.</b>	<b>RISK FACTORS.....</b>	<b>8</b>
<b>4.</b>	<b>SHARE DEALING.....</b>	<b>11</b>
4.1	GENERAL.....	11
4.2	DEALING.....	11
4.3	AVAILABLE SHARE CLASSES.....	13
<b>5.</b>	<b>FEES.....</b>	<b>15</b>
<b>6.</b>	<b>MISCELLANEOUS.....</b>	<b>15</b>
<b>7.</b>	<b>DISCLAIMERS.....</b>	<b>16</b>
	<b>ANNEX.....</b>	<b>17</b>

## 1. WISDOMTREE EUROPE EQUITY UCITS ETF

<b>Fund:</b> WisdomTree Europe Equity UCITS ETF
<b>Index:</b> WisdomTree Europe Equity UCITS Index EUR

### 1.1 Investment Objective

The WisdomTree Europe Equity UCITS ETF (the “**Fund**”) seeks to track the price and yield performance, before fees and expenses, of an index that measures the performance of European equity markets (excluding the United Kingdom).

### 1.2 Investment Policy

In order to achieve this objective, the Fund will employ a “passive management” (or indexing) investment approach and will invest in a portfolio of equity securities that so far as possible and practicable consists of a representative sample of the component securities of the WisdomTree Europe Equity UCITS Index EUR (the “**Index**”).

The use of a representative sampling strategy means that, while the Fund will seek to invest all, or substantially all, of its assets in securities that are constituents of the Index, it may invest in a sample of Index constituents whose risk, return and other characteristics closely resemble the risk, return and other characteristics of the Index as a whole. The Fund may also hold some securities which are not underlying constituents of the Index whose risk, return and other characteristics resemble the risk, return and other characteristics of the Index as a whole.

Where consistent with its investment policy, the Fund may from time to time invest in equity or equity-related securities listed or traded on a Regulated Market (such as large, medium or small cap equities, common or preferred stocks and Depositary Receipts), other transferable securities (for example, medium term notes) and open-ended collective investment undertakings. Subject to the provisions of the Regulations and the conditions imposed by the Central Bank, the Fund may invest in other funds of the ICAV. The collective investment schemes may be UCITS or AIFs, open-ended and established in Ireland, other member states of the EEA, the United States, Guernsey, Jersey, or the Isle of Man, provided the requirements of the Central Bank are met. The Fund will invest at least 90% of its assets in equities or equity-equivalent securities. Subject to the provisions of the Regulations and the conditions imposed by the Central Bank, the Fund may invest in other sub-funds of the ICAV.

The Fund may enter into repurchase/reverse repurchase agreements and stock lending arrangements solely for the purposes of efficient portfolio management, subject to the conditions and within the limits set out in the Prospectus. The maximum proportion of the Net Asset Value of the Fund that can be subject to repurchase/reverse repurchase agreements and stock lending arrangements is 50%. The expected proportion of the Net Asset Value of the Fund that will be subject to repurchase/reverse repurchase agreements and stock lending arrangements is 0%.

The Investment Manager conducts credit assessments of counterparties to a repurchase/reverse repurchase agreement or securities lending arrangement. Where a counterparty is subject to a credit rating by an agency registered and supervised by the ESMA that rating shall be taken into account in the credit assessment process and where the counterparty is downgraded by the credit rating agency to A-2 or below (or comparable rating), a new credit assessment of the counterparty is conducted by the Investment Manager without delay. Another criterion used when selecting counterparties includes country of origin. For example, the counterparty may be a body corporate located in an EEA member state.

The Fund may hold ancillary liquid assets from time to time, for example, as dividends are collected. In such circumstances the Fund may seek to implement an effective cash management policy. In pursuit of this policy the Fund may invest in collective investment schemes, transferable securities (for example, medium term notes) and money market instruments (such as short dated government backed securities, floating rate notes, commercial paper, certificates of deposit, treasury bills and treasury notes, each of which, where relevant, will be of investment grade at the time of acquisition).

Therefore, while the Fund may from time to time invest in all constituents of the Index, it is not expected that at all times it will hold every constituent (or a similar weighting of any such constituent) of the Index.

### 1.3 Sustainability Factors

The Fund promotes, among other characteristics, environmental and social characteristics, namely the specific environmental characteristic of climate action and the social characteristics of good-health and well-being and peace, justice and strong institutions, by seeking to track, before fees and expenses, the return performance of the Index, and qualifies as a financial product subject to Article 8(1) of SFDR. Information on how the Index is consistent with environmental and social characteristics is set out in "Index Description" below. Please also refer to "ESG Screening Risk", "ESG Data Risk" and "Sustainability Risk" under "Risk Factors" below and the further disclosures in relation to the application of SFDR set out in the Annex to this Supplement.

The Fund is an index-tracking equity sub-fund that invests in the equity securities of dividend-paying companies from the Eurozone region. The Manager has carried out an assessment of sustainability risks and their likely impact on the returns of the Fund as part of the Index selection.

While sustainability risks are relevant to the Fund's investment strategy, the passive nature of the strategy limits the scope for active management of such risks as such risks only influence investment decisions for index-based strategies where such factors are intentionally integrated into the selection of the underlying index. Therefore, while environmental and social factors are embedded in the Index through the use of exclusion criteria, the Fund does not integrate sustainability risks into its investment process.

Due to the inherent uncertainty and forward-looking nature of sustainability risks (including climate-related, environmental, social, and governance risks), the precise quantification of their likely impact on returns remains challenging, particularly for passively managed strategies. Nonetheless, the Manager assesses the impact the sustainability risks may have on the returns of the Fund in light of the exclusions applied at the index level, which will depend on the specific exposures of the index constituents to such risks. In general, where a sustainability risk occurs in respect of an asset, there could be a negative impact on, or entire loss of, its value and therefore on the returns of the Fund.

Further details on sustainability risks and their potential impact on the returns of the Fund are set out in the section of the Prospectus entitled "Sustainability Factors".

### 1.4 Share classes

The Fund currently has different classes of Shares as set out in Section 4. Share classes may be designated in the Base Currency or in currencies other than the Base Currency (the "**Share Class Currency**"). Furthermore, the Fund may also offer either statically hedged share classes or dynamically hedged share classes (collectively "**Hedged Share Classes**") which will mitigate or hedge the exposure of Euro (the "**Portfolio Currency**") to a currency designated at the Hedged Share Class level (the "**Exposure Currency**"). The Exposure Currency of a Share Class may not always match the Share Class Currency. The Share Class Currency and Exposure Currency for each Share Class as well as the hedged index of each Hedged Share Class are disclosed below under the heading "Available Share Classes".

#### Statically Hedged Share Classes

Statically hedged share classes will mitigate or hedge the exposure of the Portfolio Currency to the relevant Exposure Currency through the use of forward exchange contracts that so far as possible and practicable track the static currency hedging methodology of an index which seeks to provide a static currency hedged return (the "**Statically Hedged Share Classes**") (the relevant "**Statically Hedged Index**").

The currency hedging methodology of Statically Hedged Share Classes will so far as practicable replicate the currency hedging methodology of the applicable Statically Hedged Index. Therefore there is no discretion to alter or vary the hedging methodology used by Statically Hedged Share Classes. The currency hedging methodology consists of entering into a forward exchange contract (a contract between two parties to buy or sell a specific currency in the future at an agreed upon exchange rate) in order to hedge the Portfolio Currency to the relevant Exposure Currency.

In accordance with the hedging methodology of the applicable Statically Hedged Index, the Statically Hedged Share Class' foreign currency exposure is re-set at the end of each month using one-month forward exchange contracts (a "**Static Hedge Position**"). The Static Hedge Position is proportionately adjusted for net subscription and redemptions during the month and may be adjusted during the month to account for price movements of the Fund's Investments, corporate events affecting such Investments, or additions, deletions or any other changes to the Index constituents (and thereby to the Fund's portfolio of Investments) to ensure compliance with the limits described in the Prospectus. The Static Hedge Position may be adjusted during the month in order to avoid breaching the counterparty exposure limit.

Intra month, the notional amount of the Static Hedge Position may not exactly offset the foreign currency exposure of a Statically Hedged Share Class. Depending on whether the Statically Hedged Index has appreciated or depreciated between each monthly Hedge Position re-set, a Statically Hedged Share Class' Portfolio Currency exposure may be under-hedged or over-hedged respectively.

Any gains resulting from a Static Hedge Position shall be reinvested at the end of the month when the Static Hedge Position is being re-set. In the event that the Static Hedge Position provides exposure to the relevant Exposure Currency which is greater than the corresponding exposure to the Portfolio Currency prior to the month-end reset, the Statically Hedged Share Classes will have an exposure to the Exposure Currency in excess of the value of the corresponding Portfolio Currency-denominated investments. Conversely, in the event that the Static Hedge Position provides exposure to the relevant Exposure Currency which is less than the corresponding exposure to the Portfolio Currency prior to the month-end re-set, the Statically Hedged Share Classes will have an exposure to the relevant Exposure Currency which is less than the value of its corresponding Portfolio Currency-denominated Investments. Any exposure difference will be re-set at month end when the Static Hedge Position is re-set. All transactions will be clearly attributable to the specific Statically Hedged Share Class and currency exposures of different classes will not be combined or offset.

#### Dynamically Hedged Share Class

Dynamically hedged share classes will mitigate or hedge the currency fluctuations in the relative value of the Portfolio Currency against the relevant Exposure Currency that so far as possible and practicable track the dynamic currency hedging methodology of an index which seeks to provide a dynamic currency hedged return (the "**Dynamically Hedged Share Classes**") (the relevant "**Dynamically Hedged Index**"). This is achieved through the use of forward exchange contracts that so far as possible and practicable tracks the index methodology of the Dynamically Hedged Index. The Dynamically Hedged Index sets a level of hedging ranging from a hedge ratio of 0% to 100% and dynamically determines and adjusts the hedge ratio on the Portfolio Currency on a monthly basis using three equally weighted quantitative signals: (i) interest rate signal (ii) momentum signal and (iii) value signal. Therefore, there is no discretion to alter or vary the hedging methodology used by the Dynamically Hedged Share Classes. Each signal contributes one third (33.33%) to the over all hedge ratio:

##### 1. Interest Rate Signal

Interest rate differentials are determined by measuring the difference in interest rates, as implied in one month foreign exchange contracts, between the Portfolio Currency and the Exposure Currency. If the implied interest rate of the Exposure Currency is higher than that within the Portfolio Currency, a 33.33% hedge ratio is applied.

##### 2. Momentum Signal

Momentum is the relative price momentum of the Portfolio Currency as determined by comparing two moving average signals on the historically observed Exposure Currency spot price over 10 and 240 business day periods. When the ten day moving average of the Portfolio Currency's spot price versus the Exposure Currency is weaker than the 240 day moving average (i.e. the Portfolio Currency is depreciating), a hedge ratio of 33.33% is applied.

##### 3. Value Signal

Value is the relative purchasing power of the Portfolio Currency as determined with reference to the Portfolio Currency spot price over 20 business days as compared to the latest purchasing power parity (PPP) numbers as published by the Office of Economic Cooperation and Development (OECD). The final 33.33% of the total hedge ratio is determined by a value signal

that utilises the concept of PPP in order to define a measure of relative value for the Portfolio Currency against the Exposure Currency. Depending on the level of the value score a hedge of 0%, 16.67% (representing 50% of the value factor) or 33.33% may be applied to the relevant Dynamically Hedged Share Class.

On a monthly basis the hedge ratio of the Portfolio Currency may be adjusted to either 0.00%, 16.67%, 33.33%, 50%, 67.67%, 83.33% or 100% (the “**Dynamic Hedge Position**”).

Given the varying Dynamic Hedge Positions that may be applied, a Dynamically Hedged Share Class’ Portfolio Currency exposure may be under-hedged or over-hedged. In the event that the Dynamic Hedge Position is set below 100%, the Dynamically Hedged Share Classes will have an exposure to the relevant Exposure Currency which is less than the value of its corresponding Portfolio Currency-denominated Investments. In the event that the Dynamic Hedge Position is set at 100%, the Dynamically Hedged Share Classes may, in limited circumstances, have an exposure to the Exposure Currency in excess of the value of the corresponding Portfolio Currency-denominated investments. All transactions will be in compliance with the limits described in the Prospectus and will be clearly attributable to the specific Dynamically Hedged Share Class and currency exposures of different classes will not be combined or offset.

## **1.5 Leverage and Global Exposure**

The Fund’s global exposure will be calculated using the commitment approach. It is not the Investment Manager’s intention to leverage the Fund, however, the Fund may be leveraged from time to time due to the use of forward exchange contracts as part of the currency hedging methodology followed by the Hedged Indices. The Fund may therefore not be leveraged more than 100% of its Net Asset Value. That is, the total exposure associated with the Investments of the Fund, including investments in FDI, may amount to 200% of the Net Asset Value of the Fund.

## **2. WISDOMTREE EUROPE EQUITY UCITS INDEX**

### **2.1 Index Description**

The Index is rule-based and fundamentally weighted, and is comprised of dividend-paying companies from the Eurozone region, selected based on a revenue exposure and a composite risk score (“**CRS**”) screening which is assigned as described below. By selecting companies that derive 50% or more of their revenue from countries outside of Europe, the Index is tilted towards companies with a more significant global revenue base.

Eligibility requirements for the Index include (i) a company must conduct its primary business activities in one of the countries in Eurozone (i.e., Austria, Belgium, Finland, France, Germany, Ireland, Italy, Netherlands, Portugal, or Spain), (ii) pay regular cash dividends on shares of its common stock in the 12 months preceding the annual reconstitution, and (iii) meet minimum market capitalisation and liquidity criteria as detailed in the index methodology.

The Index also excludes companies based on environmental, social and governance (“**ESG**”) criteria. The ESG criteria seeks to exclude from the eligible investment universe companies that (i) violate, certain commonly accepted international norms and standards, such as United Nations and OECD guidelines, (ii) are involved in certain controversial weapons such as anti-personnel mines, cluster munitions, chemical and biological weapons, depleted uranium weapons and white phosphorus weapons and those that support nuclear weapons programmes to states outside the Treaty on the Non-Proliferation of Nuclear Weapons (commonly known as the Non-Proliferation Treaty or “**NPT**”) (iii) are significantly involved in the tobacco industry, (iv) are significantly involved in thermal coal activity, such as coal mining and exploration and coal-based power generation, (v) are significantly involved in unconventional oil and gas exploration/production, such as oil sands, Arctic oil and gas or shale energy, and (vi) do not meet such other ESG criteria such as significant involvement in small arms, as detailed in the Index methodology.

As of the annual Index screening date, each company from the eligible universe is assigned a CRS, which is made up of the following two factors, each carrying an equal weighting:

- Quality Factor – determined by return on equity, return on assets, gross profits over assets and cash flows over assets
- Momentum Factor – determined by the stocks' risk adjusted total returns over historical periods (i.e., 6 and 12 months)

Companies within the eligible universe are ranked by CRS. Companies that derive 50% or more of their revenue from countries outside of Europe and which do not fall in the bottom 10% of the CRS are selected for inclusion within the Index. Furthermore, a selected company might be removed from the Index if it is ranked in Top 5% by dividend yield but falls in the bottom 50% of the CRS

The weight of each component company in the Index is calculated based on the aggregate cash dividends (the "**Dividend Stream**") and its CRS. The component companies with the top 20% will have their Dividend Stream adjusted by 1.5x respectively (the "**Adjusted Dividend Stream**"). Component companies are then weighted annually in the Index to reflect their proportionate share of the Adjusted Dividend Stream. Companies which pay more dividends and have higher CRS are more heavily weighted.

The Index is "reconstituted" on an annual basis.

Further details in relation to the Index are available on <https://www.wisdomtree.eu/en-gb/-/media/eu-media-files/documents/1604/wisdomtree-index-methodology-217.pdf>.

## 2.2 Hedged Index Methodologies

The hedging methodologies of the Statically Hedged Index and the Dynamically Hedged Index (collectively the "**Hedged Indices**") seek to minimise the impact of currency fluctuations in the relative value of the Portfolio Currency against the Exposure Currency through the use of forward exchange contracts.

The Hedged Indices are designed to have higher returns than an equivalent non-currency hedged Investment when the Portfolio Currency is weakening relative to the relevant Exposure Currency. Conversely, the Hedged Indices are designed to have lower returns than an equivalent unhedged Investment when the Portfolio Currency is rising relative to the relevant Exposure Currency. Further details in relation to the Index and the Hedged Indices (collectively the "**Indices**") are available on [www.wisdomtree.eu](http://www.wisdomtree.eu).

## 2.3 Index Calculation Agent

In order to minimise any potential for conflicts caused by the fact that WisdomTree Investments, Inc (**WTI**) and its affiliates act as Index Provider and Promoter of the ICAV, WTI has retained an unaffiliated third party to calculate the Indices (the "**Calculation Agent**"). The Calculation Agent, using the applicable rules-based methodology, will calculate, maintain and disseminate the Indices on a daily basis. WTI will monitor the results produced by the Calculation Agent to help ensure that the Indices are being calculated in accordance with the applicable rules-based methodology. In addition, WTI has established policies and procedures designed to prevent non-public information about pending changes to the Indices from being used or disseminated in an improper manner.

## 2.4 Risk Management Process

In accordance with the requirements of the Central Bank, the Investment Manager employs a risk management process to enable it to accurately calculate, monitor, measure and manage, the various risks associated with the use of FDI by the Fund. The Investment Manager uses the "Commitment Approach" to measure the Fund's incremental exposure and leverage generated through the use of FDI. The Commitment Approach seeks to manage and measure the global exposure and potential loss due to the use of FDI by the Fund. Where FDI are used for hedging purposes the exposure of the FDI is calculated and then netted against the assets being hedged.

## 2.5 Portfolio Transparency

Information about the Investments of the Fund is made available on a daily basis. The Fund may disclose on [www.wisdomtree.eu](http://www.wisdomtree.eu) at the start of each Business Day the identities and quantities of the securities and other assets held by it. The portfolio holdings so disclosed will be based on information as of the close of business on the prior Business Day and/or trades that have been completed prior to the opening of business on that Business Day and that are expected to settle on that Business Day.

## 2.6 Anticipated Tracking Error

The Investment Manager aims to keep Tracking Error between or equal to 2% for each Share class in respect of the applicable Hedged Index. There is, however, no guarantee that this level of Tracking Error will be realised and none of the ICAV, the Manager or the Investment Manager will be liable for any discrepancies between the Share class' anticipated level of Tracking Error and the actual level of Tracking Error (as subsequently observed). The annual report of the ICAV will provide an explanation of any divergence between anticipated and realised Tracking Error for the relevant period. The annual and half-yearly reports will state the Share class' Tracking Error at the end of the period under review.

## 3. RISK FACTORS

**An investment in the Fund should not constitute a substantial proportion of an investment portfolio and may not be appropriate for all investors.** Investors should consider the risk factors set out in the Prospectus together with the following risks:

**Equity Risk.** The market prices of equity securities owned by the Fund may go up or down, sometimes rapidly or unpredictably. The value of a security may decline for a number of reasons that may directly relate to the issuer (investors should also refer to "Issuer-Specific Risk" below). The values of equity securities also may decline due to general market conditions that are not specifically related to a particular company, such as real or perceived adverse economic conditions, changes in the general outlook for corporate earnings, changes in interest or currency rates, or adverse investor sentiment generally. The Fund may continue to accept new subscriptions and to make additional investments in equity securities even under general market conditions that the Investment Manager views as unfavourable for equity securities.

Equity securities generally fall into four broad categories – large-cap, mid-cap, small-cap and micro-cap. If the Fund invests primarily in one category, there is a risk that due to current market conditions, the Fund may perform less well than a fund that is invested in another category or across several categories.

**FDI Risk.** Forward exchange contracts entered into in respect of a Hedged Share Class may be executed either on an exchange or OTC. Forward exchange contracts tend to have a greater volatility than the securities to which they relate and they bear a corresponding greater degree of risk. The primary risks associated with the use of such FDI are (i) failure to predict accurately the direction of the market movements and (ii) market risks, for example, lack of liquidity or lack of correlation between the change in the value of the underlying asset and that of the value of a Fund's FDI positions. These techniques may not always be possible or effective in enhancing returns or mitigating risk. The Fund's investment in OTC derivatives is subject to the risk of counterparty default. In addition, a Fund may have to transact with counterparties on standard terms which it may not be able to negotiate and may bear the risk of loss because a counterparty does not have the legal capacity to enter into a transaction, or if the transaction becomes unenforceable due to relevant legislation and regulation. To the extent that the Fund invests in forward exchange contracts, the Fund may take a credit risk with regard to parties with whom it trades and may also bear the risk of settlement default.

**Hedging Methodology Risk.** While the hedging methodology used by the Hedged Indices and tracked by the Hedged Share Classes is designed to minimise the impact of currency fluctuations on Hedged Share Class returns, it does not necessarily eliminate the Hedged Share Class' exposure to the Portfolio Currency. The return of the forward currency contracts may not perfectly offset the actual fluctuations between the Portfolio Currency and the Exposure Currency.

Depending on the Dynamic Hedge Position for a particular month, the hedging methodology of a Dynamically Hedged Index may not aim to fully eliminate a Dynamically Hedged Share Class' exposure to the Portfolio Currency.

**Investment Risk.** There is no assurance that any appreciation in the value of Investments will occur, or that the investment objective of the Fund will be achieved.

**ESG Screening Risk.** The Fund seeks to track the performance of the Index which excludes securities based on ESG criteria. Investors should therefore make a personal ethical assessment of the extent of ESG exclusion undertaken by the Index prior to investing in the Fund.

Due to the ESG exclusion being applied to the investment universe to determine eligibility for inclusion in the Index, the Index will comprise a narrower universe of securities. This narrower universe of securities will not necessarily perform as well as those securities that do not meet the ESG criteria and this may adversely affect the performance of the Fund. Furthermore, investor sentiment towards companies which are perceived as being ESG conscious or attitudes towards ESG concepts generally may change over time which may affect the demand for ESG based investments such as the Fund and may also affect its performance.

**ESG Data Risk.** ESG information received from third-party data providers may be incomplete, inaccurate, or unavailable. As a result, there is a risk that the Index Provider or other data providers (as applicable) may incorrectly assess the ESG rating of or the involvement of a company in certain activities, resulting in the incorrect inclusion or exclusion of a security in/from the Index and therefore the portfolio of the Fund.

**Market Risk.** The trading price of equity securities, fixed income securities, commodities and other instruments fluctuates in response to a variety of factors. These factors include events impacting the entire market or specific market segments, such as political, market and economic developments, as well as events that impact specific issuers. The Net Asset Value of a Shares Class, like security and commodity prices generally, will fluctuate within a wide range in response to these and other factors. Possible continuing market turbulence may have an adverse effect on the Share performance. As a result, an investor could lose the value of its investment over short or even long periods.

**Counterparty Risk.** The Fund is subject to credit risk with respect to the counterparties with which the ICAV, on behalf of the Fund, enters into FDI and other transactions such as repurchase agreements and securities lending transactions. If a counterparty becomes insolvent or otherwise fails to perform its obligations, a Fund may experience significant delays in obtaining any recovery in an insolvency, bankruptcy, or other re-organisation proceeding and may obtain only a limited recovery or may obtain no recovery.

**Country Risk.** The value of the Fund's assets may be subject to uncertainties such as changes in a country's government policies, taxation, restrictions on foreign investment, currency decisions, applicable laws and regulations, or any natural disasters or political upheaval, which may weaken a country's securities markets.

**Currency Risk.** Where the Index constituents are denominated in currencies other than the Base Currency or the Share Class Currency, Investments of the Fund will be acquired in currencies which are not in the Fund's Base Currency or the Share Class Currency. The Fund will therefore be subject to exchange rate risk and the cost of acquiring Investments may be adversely or favourably affected by fluctuations in the exchange rate of the different currencies.

If an investor's currency of reference is different from the Fund's Base Currency or the Share Class Currency, adverse movements in exchange rates between those currencies can result in a decrease in return and a loss of capital for such investor.

Hedging techniques in the form of currency forwards will be used to mitigate the exposure of a Share Class Currency to the Portfolio Currency.

**Geographic Investment Risk.** As the Fund invests a significant portion of its assets in the securities of companies in Europe, it is likely to be impacted by events or conditions affecting that region. For example, political and economic conditions and changes in regulatory, tax, or economic policy in Europe could significantly affect the market in those countries and may have a negative impact on the Fund's performance.

**Issuer-Specific Risk.** Changes in the financial condition of an issuer or counterparty, changes in the specific economic or political conditions that affect a particular type of security or issuer, and changes in

the general economic or political conditions can affect a security's or instrument's value. Issuer-specific events can have a negative impact on the value of a Fund.

**Concentration Risk.** A Fund may invest a relatively large percentage of its assets in issuers located in a single country, a small number of countries, or a particular geographic region. In these cases, the Fund's performance will be closely tied to the market, currency, economic, political, or regulatory conditions and developments in that country or region or those countries, and could be more volatile than the performance of more geographically-diversified funds. In addition, a Fund may concentrate its Investments in companies in a particular industry, market or economic sector. When a Fund concentrates its Investments in a particular industry, market or economic sector, financial, economic, business, and other developments affecting issuers in that industry, market or sector will have a greater effect on the Fund than if it had not concentrated its assets in that industry, market or sector. Further, investors may buy or sell substantial amounts of a Fund's shares in response to factors affecting or expected to affect a particular country, industry, market or sector in which the Fund concentrates its Investments, resulting in abnormal inflows or outflows of cash into or out of the Fund. These abnormal inflows or outflows may cause the Fund's cash position or cash requirements to exceed normal levels, and consequently, adversely affect the management of the Fund and thereby, its performance.

**Sectorial Investment Risk.** To the extent the Fund invests a significant portion of its assets in the securities of companies of a particular sector, it is more likely to be impacted by events or conditions affecting that sector. The Fund may invest a relatively large percentage of its assets in sectors, including the consumer discretionary sector, the consumer staples sector, the industrial sector and the financial sector, which sectors have tended to form a relatively large percentage of the Index. Further details of the specific risk relevant to these sectors are set out below.

- **Consumer Discretionary Sector Risk.** This sector consists of, for example, automobile, media and retail companies. The consumer discretionary sector of the economy can be significantly affected by, among other things, economic growth, worldwide demand and consumers' disposable income levels and propensity to spend.
- **Consumer Staples Sector Risk.** The Fund currently invests a significant portion of its assets in companies in the consumer staples sector. This sector can be significantly affected by, among other things, changes in price and availability of underlying commodities, rising energy prices and global and economic conditions.
- **Industrial Sector Risk.** This sector can be significantly affected by, among other things, worldwide economic growth, supply and demand for specific products and services, rapid technological developments, international political and economic developments, environmental issues, and tax and governmental regulatory policies.
- **Financial Sector Risk.** This sector can be significantly affected by changes in interest rates, government regulation, the rate of corporate and consumer debt defaulted, price, competition, and the availability and cost of capital.

**Shares of a Fund May Trade at Prices Other than Net Asset Value.** As with all exchange-traded funds, Shares may be bought and sold in the secondary market at market prices. Although it is expected that the market price of the Shares will approximate the Net Asset Value of a Share class, there may be times when the market price and the Net Asset Value vary significantly, including due to supply and demand of the relevant Shares and/or during periods of market volatility. Thus, you may pay more (or less) than Net Asset Value intra-day when you buy Shares in the secondary market, and you may receive more (or less) than Net Asset Value when you sell those Shares in the secondary market. If an investor purchases Shares at a time when the market price is at a premium to the Net Asset Value of the relevant Share class or sells at a time when the market price is at a discount to the Net Asset Value of the relevant Shares, an investor may sustain losses.

**Sustainability Risk.** Sustainability risks are relevant as both standalone risks as well as crosscutting risks, which manifest through many other risk types, which are relevant to the assets of the Fund. For example, the occurrence of a sustainability risk can give rise to financial and business risk causing a negative impact on the share price of a company. The increasing importance given to sustainability considerations by both companies and consumers means that the occurrence of a sustainability risk may result in significant reputational damage to affected companies. These events might cause a material negative impact on the value of a Fund's investments. Whilst the Index applies ESG exclusion

criteria, as set out above, with the aim of mitigating the impact of sustainability risks, there can be no assurance that all sustainability risks can be mitigated in the Fund.

**Mid- and large-capitalisation investing.** The Fund may invest a relatively large percentage of its assets in the securities of mid- and large-capitalisation companies. The securities of mid-capitalisation companies may be subject to more unpredictable price changes than securities of larger companies or the market as a whole. The securities of large-capitalisation companies may be relatively mature compared to smaller companies and therefore subject to slower growth during times of economic expansion.

**4. SHARE DEALING**

**4.1 General**

Orders for Creation Units may be settled in cash, in-kind (or in a combination of both, at the Manager’s discretion). Investors are referred to the procedures for subscribing and redeeming Creation Units in the section entitled “Share Dealing” of the Prospectus. Share classes of the Fund available as at the date of this Supplement are detailed below under the heading “Available Share classes”.

**4.2 Dealing**

<b>Base Currency</b>	US Dollars.
<b>Portfolio Currency</b>	Euro
<b>Business Day</b>	A day on which commercial banks are generally open for business in London.
<b>Creation Unit</b>	70,000 Shares, unless determined otherwise by the Manager.
<b>Dealing Day</b>	Each Business Day (provided that any day on which 30% or more of the markets on which constituents in the Index are listed or traded are closed, such Business Day shall not be a Dealing Day). A list of the Fund’s Dealing Days is available from the Administrator.
<b>Dealing Deadline</b>	In relation to WisdomTree Europe Equity UCITS ETF – EUR and WisdomTree Europe Equity UCITS ETF – EUR Acc:  For cash subscriptions and redemptions, 2.00 p.m. (Irish time) on each Dealing Day.  For in-kind subscriptions and redemptions, 3.30 p.m. (Irish time) on each Dealing Day.  For all other Share classes means:  For cash and in-kind subscriptions and redemptions, 2.00 p.m. (Irish time) on each Dealing Day.
<b>Publication Time</b>	8.00 a.m. (Irish time) on each Dealing Day.
<b>Valuation Point</b>	6.00 p.m. (Irish time) on each Dealing Day.
<b>Dividend Policy</b>	Semi-annual dividends will normally be declared in June and December.  Share classes with an accumulating policy shall not distribute dividends to Shareholders. Income and other profits will be accumulated and reinvested on behalf of Shareholders.

## Subscriptions

Creation Units may be subscribed for on a Dealing Day at a price based on the Net Asset Value per Share multiplied by the number of Shares in a Creation Unit. Applicants for Shares must also remit the amount of cash and charges as set out in the Portfolio Composition File and pay Duties and Charges, if applicable.

The Manager, at its discretion, may charge a Subscription Fee of up to 3% of the aggregate Net Asset Value per Share in the Creation Unit subscribed for.

## Settlement of Subscriptions

Settlement of subscriptions must be received by the Administrator:

- (a) in respect of cash subscriptions, by 2 p.m. (Irish time) on the second Business Day after the relevant Dealing Day provided that if such day is not a day on which foreign exchange markets are open for settlement of payments in the relevant Share Class Currency (a "**Currency Day**"), settlement will be postponed to the immediately following Currency Day;
- (b) in respect of in-kind subscriptions, by 3 p.m. (Irish time) on the second Business Day after the relevant Dealing Day or within such other period as the Directors may determine (not exceeding 10 Business Days following the relevant Dealing Deadline). In-kind subscriptions can only be made in the shares classes with a Share Class Currency denominated in US Dollars.

## Redemptions

Creation Units may be redeemed on a Dealing Day at a price based on the Net Asset Value per Share multiplied by the number of Shares in a Creation Unit. A redeeming Shareholder will have deducted from redemption proceeds an appropriate amount of Duties and Charges, if applicable.

The Shares which are the subject of the redemption must be received by the Fund by 2 p.m. (Irish time) on the second Business Day after the relevant Dealing Day.

The Manager, at its discretion, may charge a Redemption Fee of up to 3% of the aggregate Net Asset Value per Share in the Creation Unit redeemed.

## Settlement of redemptions

Redemption proceeds will be typically transferred within two Business Days of the relevant Dealing Day and, in any event, within such other period as the Directors may determine (not exceeding 10 Business Days following the relevant Dealing Deadline), provided that all required documentation has been furnished to the Administrator and the relevant Shareholder has delivered, in the relevant Securities Settlement System, the Shares to be redeemed.

## Valuation methodology

Investments of the Fund which are listed or traded on one Regulated Market for which quotations are readily available shall be valued at the last traded price on such Regulated Market for such Investment. Where Investments are quoted, listed or normally dealt in on more than one Regulated Market, the market which in the opinion of the Administrator, constitutes the main market for the relevant Investment or which provides the fairest criteria for valuing the relevant Investment shall be used. A particular or specific asset may be valued using an alternative method of valuation if the Directors deem it necessary and the alternative method has been approved by the Depositary.

**Compulsory redemption threshold**

US\$15 million.

#### 4.3 Available Share classes

<b>Share class name</b>	<b>WisdomTree Europe Equity UCITS ETF – USD Hedged</b>
Hedged Index	WisdomTree Europe Hedged Equity UCITS Index
ISIN	IE00BVXBH163
Share Class Currency	US Dollars
Exposure Currency	US Dollars
TER	0.58%
Dividend policy	Distributing

<b>Share class name</b>	<b>WisdomTree Europe Equity UCITS ETF – USD Hedged Acc</b>
Hedged Index	WisdomTree Europe Hedged Equity UCITS Index
ISIN	IE00BYQCZP72
Share Class Currency	US Dollars
Exposure Currency	US Dollars
TER	0.58%
Dividend policy	Accumulating

<b>Share class name</b>	<b>WisdomTree Europe Equity UCITS ETF – USD Dynamic</b>
Hedged Index	WisdomTree Europe USD Dynamic Hedged Equity UCITS Index
ISIN	IE00BD6RZ663
Share Class Currency	US Dollars
Exposure Currency	US Dollars
TER	Up to 1%
Dividend policy	Distributing

<b>Share class name</b>	<b>WisdomTree Europe Equity UCITS ETF – USD Dynamic Acc</b>
Hedged Index	WisdomTree Europe USD Dynamic Hedged Equity UCITS Index
ISIN	IE00BD6S1490
Share Class Currency	US Dollars
Exposure Currency	US Dollars
TER	Up to 1%
Dividend policy	Accumulating

<b>Share class name</b>	<b>WisdomTree Europe Equity UCITS ETF – GBP Hedged</b>
Hedged Index	WisdomTree Europe GBP Hedged Equity UCITS Index
ISIN	IE00BYQCZQ89
Share Class Currency	Sterling
Exposure Currency	Sterling
TER	0.35%
Dividend policy	Distributing

<b>Share class name</b>	<b>WisdomTree Europe Equity UCITS ETF – GBP Hedged Acc</b>
Hedged Index	WisdomTree Europe GBP Hedged Equity UCITS Index
ISIN	IE00BYQCZR96
Share Class Currency	Sterling
Exposure Currency	Sterling
TER	0.35%
Dividend policy	Accumulating

<b>Share class name</b>	<b>WisdomTree Europe Equity UCITS ETF – GBP Dynamic</b>
Hedged Index	WisdomTree Europe GBP Dynamic Hedged Equity UCITS Index
ISIN	IE00BD6RZ770
Share Class Currency	GBP
Exposure Currency	GBP
TER	Up to 1%
Dividend policy	Distributing

<b>Share class name</b>	<b>WisdomTree Europe Equity UCITS ETF – GBP Dynamic Acc</b>
Hedged Index	WisdomTree Europe GBP Dynamic Hedged Equity UCITS Index
ISIN	IE00BD6RZ887
Share Class Currency	GBP
Exposure Currency	GBP
TER	Up to 1%
Dividend policy	Accumulating

<b>Share class name</b>	<b>WisdomTree Europe Equity UCITS ETF – CHF Hedged</b>
Hedged Index	WisdomTree Europe CHF Hedged Equity UCITS Index
ISIN	IE00BYQCZS04
Share Class Currency	Swiss Franc
Exposure Currency	Swiss Franc
TER	0.35%
Dividend policy	Distributing

<b>Share class name</b>	<b>WisdomTree Europe Equity UCITS ETF – CHF Hedged Acc</b>
Hedged Index	WisdomTree Europe CHF Hedged Equity UCITS Index
ISIN	IE00BYQCZT11
Share Class Currency	Swiss Franc
Exposure Currency	Swiss Franc
TER	0.35%
Dividend policy	Accumulating

<b>Share class name</b>	<b>WisdomTree Europe Equity UCITS ETF – CHF Dynamic</b>
Hedged Index	WisdomTree Europe CHF Dynamic Hedged Equity UCITS Index
ISIN	IE00BD6RZ994
Share Class Currency	Swiss Franc
Exposure Currency	Swiss Franc
TER	Up to 1%
Dividend policy	Distributing

<b>Share class name</b>	<b>WisdomTree Europe Equity UCITS ETF – CHF Dynamic Acc</b>
Hedged Index	WisdomTree Europe CHF Dynamic Hedged Equity UCITS Index
ISIN	IE00BD6RZB10
Share Class Currency	CHF
Exposure Currency	CHF
TER	Up to 1%
Dividend policy	Accumulating

<b>Share class name</b>	<b>WisdomTree Europe Equity UCITS ETF – EUR</b>
Hedged Index	Wisdom Tree Europe Equity UCITS Index EUR
ISIN	IE00BYQCZW40

Share Class Currency	Euro
Exposure Currency	Euro
TER	0.32%
Dividend policy	Distributing

<b>Share class name</b>	<b>WisdomTree Europe Equity UCITS ETF – EUR Acc</b>
Hedged Index	Wisdom Tree Europe Equity UCITS Index EUR
ISIN	IE00BYQCZX56
Share Class Currency	Euro
Exposure Currency	Euro
TER	0.32%
Dividend policy	Accumulating

## 5. FEES

The Fund shall pay the following fees and expenses out of its assets:

- A. a TER (as set out in the table above);
- B. brokerage or other expenses of acquiring and disposing of Investments, as set out in further detail in the Prospectus; and
- C. extraordinary expenses (i.e. those unforeseen expenses falling outside of the general expenses payable by the Manager out of its fees, such as expenses related to any litigation, exercise of voting rights and corporate actions).

Investors are referred to the section of the Prospectus entitled “Operational costs and expenses”.

Fees and expenses relating to establishment of the Fund will be borne by the Manager.

## 6. MISCELLANEOUS

### Classification as an Equity Fund for German tax purposes

The Fund will be managed in such a way to ensure that it qualifies as an "Equity Fund", as such term is defined in the German Investment Tax Act 2018 (as amended), please see section headed "German Taxation" within the Prospectus.

### French Taxation

The Fund will be managed in such a way to ensure that it is eligible to be held within the framework of a share savings plan (a plan d'épargne d'actions ("PEA")) in France. This means that the Fund will permanently invest at least 75% of its assets in equities that constitute PEA-eligible securities i.e., securities and rights with issuers: (i) registered in France, another Member State of the European Union, or a State which is party to the EEA Agreement and has entered into a tax treaty with France which contains an administrative assistance clause aimed at fighting tax fraud and avoidance; and (ii) subject to corporate income tax or an equivalent tax under its local standard tax law.

PEA-eligible securities excludes preferred stocks and securities and rights issued to employees and managers in consideration for their functions.

The Fund must also disclose in its annual or half-yearly reports, which the French tax authorities may request, the proportion of its assets actually invested in PEA-eligible securities during the relevant year or half-year under review.

The PEA eligibility of the Fund results from tax law and practises in force in France as at the date of this Supplement. Such tax law and practises may change from time to time and, therefore, a Fund which may currently be held within the framework of the PEA could lose its PEA-eligibility. Further, the Fund could lose its PEA eligibility due to changes impacting its investment universe. In such circumstances, Shareholders will be notified.

## **7. DISCLAIMERS**

### **Indices**

Neither the ICAV, the Manager, the Investment Manager, WTI nor their affiliates guarantee the accuracy or the completeness of the Indices or any data, including any ESG data received from third-parties included therein and shall have no liability for any errors, omissions or interruptions therein. Such parties make no warranty, express or implied, to the owners of Shares of the Fund or to any other person or entity, as to results to be obtained by the Fund from the use of the Index or any data included therein. Without limiting any of the foregoing, in no event shall such parties have any liability for any special, punitive, direct, indirect or consequential damages (including lost profits), even if notified of the possibility of such damages.

### **Index Provider Website**

The ICAV is required to provide details of WTI's website to enable Shareholders to obtain further details of the Index (including its constituents). Neither the ICAV, the Manager nor the Investment Manager has any responsibility for the contents of such website and are not involved in any way in sponsoring, endorsing or otherwise involved in the establishment, maintenance or contents of the website.

ANNEX

Product name: WisdomTree Europe Equity UCITS ETF Legal entity identifier: 549300OD2HQCSMIQKU48

Environmental and/or social characteristics

**Sustainable investment** means an investment in an economic activity that contributes to an environmental or social objective, provided that the investment does not significantly harm any environmental or social objective and that the investee companies follow good governance practices.

**Does this financial product have a sustainable investment objective?**

**Yes**   **No**

<input type="checkbox"/> It will make a minimum of <b>sustainable investments with an environmental objective: ___%</b> <ul style="list-style-type: none"> <li><input type="checkbox"/> in economic activities that qualify as environmentally sustainable under the EU Taxonomy</li> <li><input type="checkbox"/> in economic activities that do not qualify as environmentally sustainable under the EU Taxonomy</li> </ul>	<input type="checkbox"/> It promotes <b>Environmental/Social (E/S) characteristics</b> and while it does not have as its objective a sustainable investment, it will have a minimum proportion of ___% of sustainable investments <ul style="list-style-type: none"> <li><input type="checkbox"/> with an environmental objective in economic activities that qualify as environmentally sustainable under the EU Taxonomy</li> <li><input type="checkbox"/> with an environmental objective in economic activities that do not qualify as environmentally sustainable under the EU Taxonomy</li> <li><input type="checkbox"/> with a social objective</li> </ul>
<input type="checkbox"/> It will make a minimum of <b>sustainable investments with a social objective: ___%</b>	<input type="checkbox"/> It promotes E/S characteristics, but <b>will not make any sustainable investments</b>

**What environmental and/or social characteristics are promoted by this financial product?** The Fund promotes environmental and social characteristics, including the specific environmental characteristic of climate action by excluding companies significantly involved, as detailed in the Index methodology, in the high greenhouse gas emitting sector of thermal coal and unconventional oil and gas exploration/production and the social characteristics of good-health and well-being and justice and strong institutions, by respectively excluding companies significantly involved, as detailed in the Index methodology, in the tobacco industry and small arms sector, companies involved in certain controversial weapons such as anti-personnel weapons, cluster munitions, chemical and biological weapons, depleted uranium weapons and white phosphorus weapons and those that support nuclear weapons programmes to states outside the Treaty on the Non-Proliferation of Nuclear Weapons (commonly known as the Non-Proliferation Treaty or "NPT") and companies which do not adhere to internationally accepted human rights, labour standards or anti-corruption principles in line with the Index methodology. The Fund also considers Principal Adverse Impacts (PAIs) on sustainability factors as described below.



**Sustainability indicators** measure how the environmental or social characteristics promoted by the financial product are attained.

WisdomTree Europe Equity UCITS Index EUR (the **Index**), has been designated as a reference benchmark to determine whether the Fund is aligned with the environmental and/or social characteristics that it promotes.

- **What sustainability indicators are used to measure the attainment of each of the environmental or social characteristics promoted by this financial product?**

The Index applies exclusionary ESG screening and Global Standards Screening (**GSS**) criteria to verify companies' eligibility for inclusion in the Index. The sustainability indicators to measure the attainment of each of the environmental and social characteristics promoted by the Fund are based on exclusionary screening applied by the Index methodology. PAI indicators are considered in selecting the sustainability indicators for the Fund. The sustainability indicators are as follows:

Indicator	Metric
Exposure to controversial weapons	Share of investments in companies that are involved in, or own significant shares of companies involved in, the manufacture of certain controversial weapons such as anti-personnel mines, cluster munitions, chemical and biological weapons, depleted uranium weapons and white phosphorus weapons and those that support nuclear weapons programmes to states outside the NPT.
Exposure to small arms	Share of investments in companies which derive a certain proportion of revenue from activities connected to small arms. Such activities include the manufacturing and selling of small arms, or the manufacturing and selling of key components involved in small arms manufacture or being involved in the distribution of small arms.
Exposure to companies involved in tobacco	Share of investments in companies that are involved in tobacco production and supplying of tobacco-related products/services, or companies which derive a certain proportion of revenue from tobacco distribution as detailed in the Index methodology.
Coal exposure	Share of investments in companies which derive a certain proportion of revenue from thermal coal extraction, revenue from thermal coal-based power generation, revenue from tailor-made products and services that support thermal coal extraction as detailed in the Index methodology.
Exposure to companies involved in unconventional oil & gas exploration/production	Share of investments in companies which derive a certain proportion of revenue from unconventional oil & gas exploration/production such as oil sands, Arctic oil and gas or shale energy as detailed in the Index methodology.
Violations of UNGC principles and OECD Guidelines	Share of investment in investee companies that violate commonly accepted international norms and standards, such as the United Nations Global Compact ( <b>UNGC</b> ) Principles, the UN Guiding Principles on Business and Human Rights ( <b>UNGPs</b> ), the Organisation for Economic Co-operation and Development ( <b>OECD</b> ) Guidelines for Multinational Enterprises and their underlying conventions.

Further information regarding the exclusionary screening criteria can be found in the methodology for the Index.

- **What are the objectives of the sustainable investments that the financial product partially intends to make and how does the sustainable investment contribute to such objectives?** The Fund does not make sustainable investments as defined in SFDR.
- **How do the sustainable investments that the financial product partially intends to make, not cause significant harm to any environmental or social sustainable investment objective?** The Fund does not make sustainable investments as defined in SFDR.

**Principal adverse impacts** are the most significant negative impacts of investment decisions on sustainability factors relating to environmental, social and employee matters, respect for human rights, anti-corruption and anti-bribery matters.

--- How have the indicators for adverse impacts on sustainability factors been taken into account? N/A

The EU Taxonomy sets out a “do not significant harm” principle by which Taxonomy-aligned investments should not significantly harm EU Taxonomy objectives and is accompanied by specific EU criteria.

The “do no significant harm” principle applies only to those investments underlying the financial product that take into account the EU criteria for environmentally sustainable economic activities. The investments underlying the remaining portion of this financial product do not take into account the EU criteria for environmentally sustainable economic activities.

Any other sustainable investments must also not significantly harm any environmental or social objectives.

How are the sustainable investments aligned with the OECD Guidelines for Multinational Enterprises and the UN Guiding Principles on Business and Human Rights? Details: N/A



The investment strategy guides investment decisions based on factors such as investment objectives and risk tolerance.

**Does this financial product consider principal adverse impacts on sustainability factors?**

X

Yes. PAIs of investee companies based on Table 1 of Annex I of the Regulatory Technical Standards and any relevant indicators in Tables 2 and 3 of Annex I are produced at Fund level. The Manager conducts controls on PAI indicators and monitors them. Threshold events are set for individual PAIs. If these thresholds are reached, the Manager may take action such as engagement and proxy voting to effect change or propose to exclude such security or securities from the eligible investable universe . . Further information relating to PAIs will be made available in the annual report and audited financial statements of the ICAV.

No

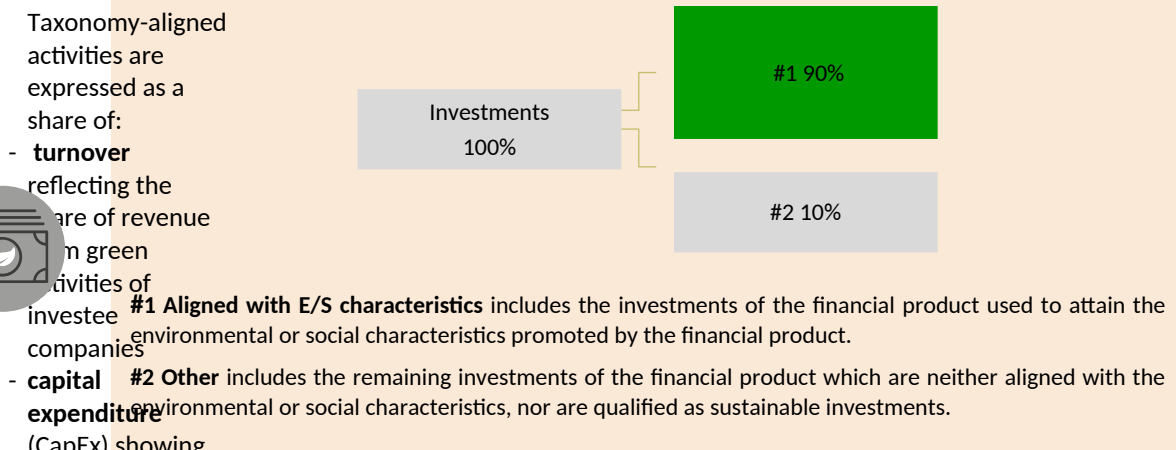
**What investment strategy does this financial product follow?** The Fund follows a passive (or indexing) investment strategy and will invest in a portfolio of equity securities that so far as possible and practicable consists of a representative sample of the component securities of the Index. The Index is comprised of the dividend-paying companies from the Eurozone region and includes companies that derive more than than 50% of their revenue from countries outside of Europe to give a more global revenue base. Eligibility requirements for the Index are detailed in the Index methodology.

● **What are the binding elements of the investment strategy used to select the investments to attain each of the environmental or social characteristics**

**promoted by this financial product?** The Fund will seek to invest all, or substantially all, of its assets in the constituents of the Index. The Index excludes investee companies which do not satisfy ESG criteria as described above and set out in the Index methodology.

- **What is the committed minimum rate to reduce the scope of the investments considered prior to the application of that investment strategy?** There is no committed minimum rate, rather an investment will always be excluded if it does not meet specific criteria, including ESG criteria, built into the composition methodology of the Index.
- **What is the policy to assess good governance practices of the investee companies?** To be eligible for inclusion in the Index, a company must be listed on a stock exchange in one of the countries in the Eurozone (i.e., Austria, Belgium, Finland, France, Germany, Ireland, Italy, Netherlands, Portugal, or Spain) and therefore has to comply with securities listing rules including relevant corporate governance codes. Companies will be excluded if they do not meet the GSS assessment which includes an assessment for satisfying governance issues. The GSS assessment identifies companies that violate certain commonly accepted international norms and standards, such as UNGCP, UNGPs and OECD Guidelines for Multinational Enterprises and their underlying conventions. Companies on the

**Asset allocation** describes the share of investments in specific assets.



**#1 Aligned with E/S characteristics** includes the investments of the financial product used to attain the environmental or social characteristics promoted by the financial product.

**#2 Other** includes the remaining investments of the financial product which are neither aligned with the environmental or social characteristics, nor are qualified as sustainable investments.

UN, US and EU sanctions list are also excluded. In addition to the governance screening, the Fund, through its Investment Manager, adopts an active ownership policy to develop good governance practices in investee companies.

**What is the asset allocation planned for this financial product?** The Fund will invest all, or substantially all, of its assets in the constituents of the Index. The GSS process and ESG exclusion criteria factored into the Index construction means that companies who do not satisfy certain environmental and social criteria are excluded from the Index with the result that the investments held by the Fund are aligned with minimum environmental and social characteristics. As a result, at least 90% of the Fund's assets are aligned with the environmental and social characteristics promoted by the Sub-Fund (#Aligned with E/S characteristics). Up to 10% of the investments of the Fund are not aligned with these characteristics (#2 Other).

**Good governance** practices include sound management structures, employee relations, remuneration of staff and tax compliance.

- **How does the use of derivatives attain the environmental or social characteristics promoted by the financial product?** The Fund does not use derivatives to attain its environmental or social characteristics.



**Enabling activities** directly enable other activities to make a substantial contribution to an environmental objective.

**Transitional activities** are activities for which low-carbon alternatives are not yet available and among others have greenhouse gas emission levels corresponding to the best performance.



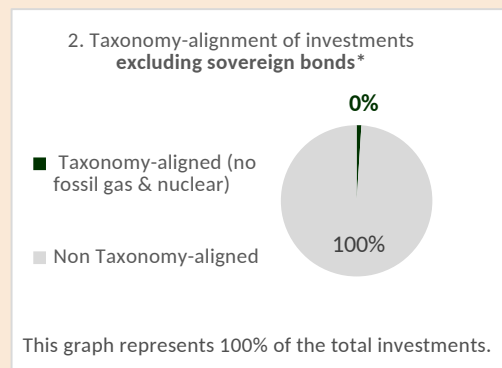
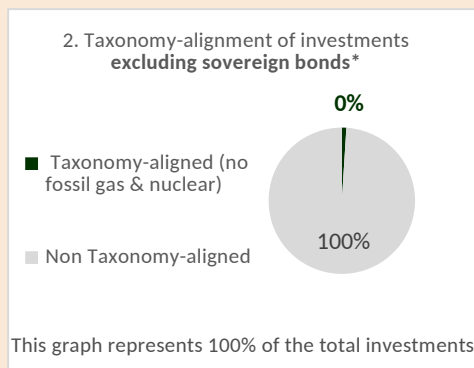
are sustainable investments with an environmental objective that **do not take into account the criteria** for environmentally sustainable economic activities under the EU Taxonomy.

**To what minimum extent are sustainable investments with an environmental objective aligned with the EU Taxonomy?** 0%. The Fund does not commit to a minimum extent of EU Taxonomy alignment for its investments because of the narrow scope for EU Taxonomy alignment. Some investments may be aligned with the EU Taxonomy.

**Does the financial product invest in fossil gas and/or nuclear energy related activities that comply with the EU Taxonomy<sup>1</sup>?**

Yes  
 In fossil gas     In nuclear energy  
 No

The two graphs below show in green the minimum percentage of investments that are aligned with the EU Taxonomy. As there is no appropriate methodology to determine the Taxonomy-alignment of sovereign bonds\*, the first graph shows the Taxonomy alignment in relation to all the investments of the financial product including sovereign bonds, while the second graph shows the Taxonomy alignment only in relation to the investments of the financial product other than sovereign bonds.



\* For the purpose of these graphs, 'sovereign bonds' consist of all sovereign exposures.

No

● **What is the minimum share of investments in transitional and enabling activities?** 0%

<sup>1</sup> Fossil gas and/or nuclear related activities will only comply with the EU Taxonomy where they contribute to limiting climate change ("climate change mitigation") and do not significantly harm any EU Taxonomy objective - see explanatory note in the left hand margin. The full criteria for fossil gas and nuclear energy economic activities that comply with the EU Taxonomy are laid down in Commission Delegated Regulation (EU) 2022/1214.

**Reference benchmarks** are indexes to measure whether the financial product attains the environmental or social characteristics that they promote.



**What is the minimum share of sustainable investments with an environmental objective that are not aligned with the EU Taxonomy?** The Fund does not make sustainable investments as defined in SFDR.



**What is the minimum share of socially sustainable investments?** 0%



**What investments are included under “#2 Other”, what is their purpose and are there any minimum environmental or social safeguards?** The Fund invests in the dividend-paying Eurozone companies which are eligible for inclusion in the Index. The Index’s ESG criteria screen provides minimum environmental and social safeguards. The Fund may also hold ancillary liquid assets, for liquidity purposes in line with its obligations under the UCITS Regulations and in accordance with the limits permitted. There may be no minimum environmental or social safeguards in relation to these ancillary liquid assets. The Fund may also hold securities which no longer meet the environmental and/or social criteria described above but will not be removed from the Index until the next Index rebalance. Investments may also fall under #2 Other if insufficient ESG-related data is available to the Fund. This applies in particular to assets for which ESG factors are insufficiently defined at present or which are not yet covered by the Fund’s ESG Data Provider.



**Is a specific index designated as a reference benchmark to determine whether this financial product is aligned with the environmental and/or social characteristics that it promotes?** Yes

- **How is the reference benchmark continuously aligned with each of the environmental or social characteristics promoted by the financial product?**

The Index excludes companies based on the ESG criteria described above.

- **How is the alignment of the investment strategy with the methodology of the index ensured on a continuous basis?** The Fund’s investment strategy is to passively track the Index.

- **How does the designated index differ from a relevant broad market index?** The Index is a proprietary WisdomTree index and is aligned with ESG factors using exclusion criteria. The Index methodology includes the GSS process described above which takes ESG considerations into account. Companies that are non-compliant with GSS criteria are excluded. The Index methodology also excludes companies engaged in specific activities, such as involvement in certain controversial weapons and significant involvement in tobacco, unconventional oil & gas exploration/production, small arms or thermal coal activities described in more detail above.

- **Where can the methodology used for the calculation of the designated index be found?**

<https://www.wisdomtree.eu/en-gb/-/media/eu-media-files/documents/1604/wisdomtree-index-methodology-217.pdf>



**Where can I find more product specific information online?**

More product-specific information can be found on the website: <https://www.wisdomtree.eu/en-ie/products?esg=SFDR%20Article%208>

